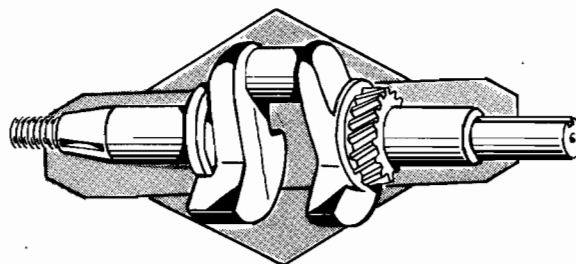



BRIGGS & STRATTON ENGINE CRANKSHAFT IDENTIFICATION LIST

January 1, 1956



On the following pages you will find illustrations and basic dimensions of every crankshaft used on Briggs & Stratton Gasoline Engines to date. These will enable you to identify any crankshaft that may be brought to you for replacement or repair where the part number, engine model letter, or type number are unknown. Before using, be sure to read instructions on page 3.

BRIGGS & STRATTON CORP.
MILWAUKEE 1, WIS. U. S. A.



HOW TO IDENTIFY A CRANKSHAFT

To obtain the part number of a crankshaft:

1. Determine the general group into which the part falls by comparing magneto end and throw with the complete crankshafts shown and indicated by an asterisk in numerical list.
2. Then compare power take-off dimensions with the various shafts shown following the illustration of the complete crankshaft until the correct part number is obtained. (Double lines separate the various groups.)
3. Refer to numerical index on pages 4, 5 and 6. Crankshafts are listed numerically and by Figure Numbers.
4. The suffix (in parenthesis) following the part number indicates:
 - (B) A ball bearing used as main bearing on power take-off side. No suffix indicates a plain (sleeve) bearing. The plain bearing journal on the crankshaft is larger than the ball bearing journal except on Models 9, 14, 23. No. (B) is shown on the 9, 14 and 23 models since both ball bearing and plain bearing journals are the same size.
 - (BD) A ball bearing with double thrust mounting.
 - (H) Horizontal cylinder, vertical crankshaft engine.
 - (R) Rewind starter engine.
5. The numerical index gives the group in which the crankshaft may be found.

MODEL INDEX

<u>MODEL</u>	<u>PAGE</u>	<u>MODEL</u>	<u>PAGE</u>	<u>MODEL</u>	<u>PAGE</u>
A	7-8	R	21-22	6BHS	23-24-25
B	8-9-10	S	11	6BS	23-24-25
FC	10	T	11	6H	17-18-19-20-21-24
FG	10	U	17-18-19-20-21	6S	17-18-19-20-21
FH	10	W	21-22	8	26-27
FI	10	WI	12-13-14-15	8AH	26-27
FJ	11	WM	22	8AHF	26-27
H	12	WMB	12-13-14-15	8B	28-29-30
I	12-13-14-15	WMI	22	8BH	28-29-30
IBP	12-13-14-15	Y	12	8BHA	28-29-30
K	15-16-17	Z	15-16-17	8H	26-27
L	11	ZZ	15-16-17	8HF	26-27
M	11	5	12-13-14-15	9	31
N	17-18-19-20-21	5S	12-13-14-15	14	32-33
NS	17-18-19-20-21	6	17-18-19-20-21	23	34-35
PB	22	6B	23-24-25		
Q	21-22	6BH	23-24-25		

NUMERICAL INDEX BRIGGS & STRATTON CRANKSHAFT IDENTIFICATION LIST

(SEE PAGE 3 FOR INSTRUCTIONS)

NUMBER	GROUP	PAGE	FIG.
26004	A	7	2
26007	K-Z-ZZ	15	5
26009	B	8	13
26010	K-Z-ZZ	15	6
26011	K-Z-ZZ	15	7
26013	B	8	14
26015	A	7	3
26019	H-Y	12	5
*26020	A	8	10
26039	B	8	15
26044	A	8	11
26054	B	9	1
26056	A	7	4
26059	K-Z-ZZ	15	8
26060	A	7	5
26062	B	9	2
26063	K-Z-ZZ	15	9
26076	A	7	6
26077	B	9	3
26083	K-Z-ZZ	15	10
26103	A	7	7
26104	B	9	4
26113	A	7	8
26124	K-Z-ZZ	15	11
26130	B	9	5
26132	B	9	6
26136	B	9	7
26139	I-IBP-WI-WMB-5-5S	13	15
26145	K-Z-ZZ	17	6
26151	K-Z-ZZ	15	12
26153	B	9	8
26191	A	7	9
26202	K-Z-ZZ	15	13
26203	A	7	10
*26234	I-IBP-WI-WMB-5-5S	13	14
26238	I-IBP-WI-WMB-5-5S	14	13
26241	B	9	9
26250	I-IBP-WI-WMB-5-5S	14	14
26261	I-IBP-WI-WMB-5-5S	13	16
26272	I-IBP-WI-WMB-5-5S	12	9
26273	K-Z-ZZ	16	1
*26276	A	7	1
26277	A	7	11
*26278	K-Z-ZZ	15	4
26282	I-IBP-WI-WMB-5-5S	14	15
26284	K-Z-ZZ	16	3
26285	K-Z-ZZ	16	4
26291	A	7	12
26292	B	9	10
26305	A	7	13
26309	B	9	11
26310	I-IBP-WI-WMB-5-5S	13	17
26311	A	7	14
26314	A	7	15

NUMBER	GROUP	PAGE	FIG.
26315	K-Z-ZZ	16	5
26317	A	7	16
26318	A	8	1
26320	K-Z-ZZ	16	6
*26324	N-NS-U-6-6H-6S	21	6
26335	I-IBP-WI-WMB-5-5S	12	10
26337	I-IBP-WI-WMB-5-5S	12	11
26342	I-IBP-WI-WMB-5-5S	14	2
26343	N-NS-U-6-6H-6S	17	10
26347	K-Z-ZZ	16	7
*26352	N-NS-U-6-6H-6S	21	7
*26353	N-NS-U-6-6H-6S	20	11
26355	A	8	2
26357	N-NS-U-6-6H-6S	17	11
26362	N-NS-U-6-6H-6S	17	12
26369	K-Z-ZZ	16	8
26376	K-Z-ZZ	16	9
26378	N-NS-U-6-6H-6S	20	12
26382	N-NS-U-6-6H-6S	20	13
26384	K-Z-ZZ	17	7
26395	I-IBP-WI-WMB-5-5S	14	3
26396	B	9	12
26424	B	9	13
26468	B	9	14
26488	K-Z-ZZ	16	10
26490	A	8	3
26492	N-NS-U-6-6H-6S	17	13
26499	N-NS-U-6-6H-6S	17	14
26507	K-Z-ZZ	16	11
26555	K-Z-ZZ	16	12
*26560	N-NS-U-6-6H-6S	21	5
26582	K-Z-ZZ	16	13
26583	B	9	15
26585	B	9	16
26589	N-NS-U-6-6H-6S	17	15
26596	N-NS-U-6-6H-6S	18	1
26597	N-NS-U-6-6H-6S	21	2
*26599	14	32	1
26603	B	9	17
26611	K-Z-ZZ	16	14
26617	N-NS-U-6-6H-6S	18	2
26618	I-IBP-WI-WMB-5-5S	12	12
26620	N-NS-U-6-6H-6S	20	14
26622	I-IBP-WI-WMB-5-5S	14	4
26623	I-IBP-WI-WMB-5-5S	12	13
26624	I-IBP-WI-WMB-5-5S	14	5
26625	N-NS-U-6-6H-6S	18	3
26628	N-NS-U-6-6H-6S	18	4
26632	N-NS-U-6-6H-6S	18	5
26635	N-NS-U-6-6H-6S	18	6
26639	B	9	18
*26645	9	31	1
26646	B	10	1
26647	A	8	4

NUMBER	GROUP	PAGE	FIG.
26648	N-NS-U-6-6H-6S	18	7
*26649	K-Z-ZZ	17	5
26652	14	32	2
26655	N-NS-U-6-6H-6S	21	4
26658	N-NS-U-6-6H-6S	18	8
26661	14	32	3
*26662	23	34	1
26663	14	32	4
26664	14	32	5
26667	14	32	6
26671	B	10	2
26679	9	31	2
26680	9	31	3
26681	9	31	4
26682	9	31	5
26685	14	32	7
26690	N-NS-U-6-6H-6S	20	2
26700	23	34	2
26701	23	34	3
26705	K-Z-ZZ	17	8
26706	K-Z-ZZ	16	15
26707	14	32	8
26708	14	32	9
26709	14	32	10
26711	14	32	11
26720	23	34	4
26724	23	34	5
26727	9	31	6
26729	9	31	7
26730	14	33	11
26731	23	34	6
26732	N-NS-U-6-6H-6S	18	9
26734	23	34	7
26737	23	34	8
26740	N-NS-U-6-6H-6S	18	10
26741	23	34	9
26742	23	34	10
26743	9	31	8
26750	23	34	11
26755	9	31	9
26757	N-NS-U-6-6H-6S	18	11
26758	N-NS-U-6-6H-6S	18	12
26767	N-NS-U-6-6H-6S	18	13
*26769	8-8AH-8AHF-8H-8HF	26	1
26770	8-8AH-8AHF-8H-8HF	26	2
26771	8-8AH-8AHF-8H-8HF	26	3
*26773	8-8AH-8AHF-8H-8HF	27	7
26775	8-8AH-8AHF-8H-8HF	27	8
26776	N-NS-U-6-6H-6S	18	14
26778	8-8AH-8AHF-8H-8HF	27	9
26780	I-IBP-WI-WMB-5-5S	15	3
26782	8-8AH-8AHF-8H-8HF	26	4
26783	8-8AH-8AHF-8H-8HF	26	5
26784	8-8AH-8AHF-8H-8HF	26	6

NUMERICAL INDEX

BRIGGS & STRATTON CRANKSHAFT IDENTIFICATION LIST

(SEE PAGE 3 FOR INSTRUCTIONS)

NUMBER	GROUP	PAGE	FIG.
26792	8-8AH-8AHF-8H-8HF	26	7
26794	N-NS-U-6-6H-6S	21	3
26796	8-8AH-8AHF-8H-8HF	26	8
26799	8-8AH-8AHF-8H-8HF	26	9
26804	N-NS-U-6-6H-6S	20	3
26805	I-IBP-WI-WMB-5-5S	12	14
26807	N-NS-U-6-6H-6S	20	4
26809	I-IBP-WI-WMB-5-5S	12	15
26810	8-8AH-8AHF-8H-8HF	27	10
26815	8-8AH-8AHF-8H-8HF	26	10
26818	8-8AH-8AHF-8H-8HF	26	11
26819	8-8AH-8AHF-8H-8HF	26	12
26824	I-IBP-WI-WMB-5-5S	12	16
26831	N-NS-U-6-6H-6S	18	15
26848	14	32	12
26849	14	33	12
26852	8-8AH-8AHF-8H-8HF	26	13
26853	8-8AH-8AHF-8H-8HF	26	14
26854	23	34	12
26857	23	34	13
*26873	N-NS-U-6-6H-6S	17	9
26880	14	33	13
26885	14	33	14
26886	N-NS-U-6-6H-6S	18	16
26887	N-NS-U-6-6H-6S	18	17
26890	N-NS-U-6-6H-6S	18	18
26891	N-NS-U-6-6H-6S	19	1
26892	N-NS-U-6-6H-6S	19	2
26894	N-NS-U-6-6H-6S	19	3
26895	I-IBP-WI-WMB-5-5S	12	17
26896	N-NS-U-6-6H-6S	19	4
26897	N-NS-U-6-6H-6S	19	5
26898	8-8AH-8AHF-8H-8HF	26	15
26899	23	34	14
26900	14	32	13
26901	9	31	10
26906	9	31	16
26910	8-8AH-8AHF-8H-8HF	26	16
26911	N-NS-U-6-6H-6S	19	6
26915	23	35	8
26916	N-NS-U-6-6H-6S	19	7
26924	8-8AH-8AHF-8H-8HF	27	11
26926	23	35	9
26927	14	32	14
26942	N-NS-U-6-6H-6S	19	8
26943	6B-6BS-6BH-6BHS	23	2
26945	N-NS-U-6-6H-6S	23	3
26948	23	34	15
26949	14	32	15
26950	23	34	16
*26951	N-NS-U-6-6H-6S	20	1
26952	N-NS-U-6-6H-6S	20	5
26953	N-NS-U-6-6H-6S	19	9
26956	N-NS-U-6-6H-6S	19	10

NUMBER	GROUP	PAGE	FIG.
26957	N-NS-U-6-6H-6S	19	11
26962	8-8AH-8AHF-8H-8HF	27	12
26963	9	31	11
26965	N-NS-U-6-6H-6S	19	12
26966	23	35	10
26967	N-NS-U-6-6H-6S	20	6
26968	N-NS-U-6-6H-6S	20	7
26976	6B-6BS-6BH-6BHS	23	4
26977	6B-6BS-6BH-6BHS	23	5
26978	6B-6BS-6BH-6BHS	23	6
26980	6B-6BS-6BH-6BHS	24	11
26981	N-NS-U-6-6H-6S	20	8
26983	8-8AH-8AHF-8H-8HF	26	17
26984	N-NS-U-6-6H-6S	19	13
26985	N-NS-U-6-6H-6S	20	9
26986	N-NS-U-6-6H-6S	19	14
26988	6B-6BS-6BH-6BHS	23	7
26989	6B-6BS-6BH-6BHS	24	12
*26990	I-IBP-WI-WMB-5-5S	15	1
26991	I-IBP-WI-WMB-5-5S	15	2
26993	8-8AH-8AHF-8H-8HF	26	18
26994	8-8AH-8AHF-8H-8HF	27	13
26997	6B-6BS-6BH-6BHS	23	8
26998	6B-6BS-6BH-6BHS	24	13
26999	6B-6BS-6BH-6BHS	23	9
29163	H	12	3
*65256	FC-FH-FI-FG	10	9
*65286	Q-R-W	21	9
*65619	FC-FH-FI-FG	10	10
65936	Q-R-W	21	10
*65946	FJ-L-M-S-T	11	13
*66046	Q-R-W	22	1
*66066	FJ-L-M-S-T	11	1
66156	FJ-L-M-S-T	11	2
66316	FJ-L-M-S-T	11	3
66576	FJ-L-M-S-T	11	4
*66616	Q-R-W	21	8
*66626	FJ-L-M-S-T	11	8
66806	FJ-L-M-S-T	11	5
66906	Q-R-W	22	2
67006	FJ-L-M-S-T	11	6
67036	Q-R-W	22	3
67136	Q-R-W	22	4
67146	FJ-L-M-S-T	11	9
67196	FJ-L-M-S-T	11	10
67206	Q-R-W	22	5
*67236	H-Y	12	1
67476	FJ-L-M-S-T	11	11
*67486	H-Y	12	4
67566	FJ-L-M-S-T	11	12
67966	K-Z-ZZ	16	16
67976	K-Z-ZZ	16	17
68046	H-Y	12	6
68126	K-Z-ZZ	16	18

NUMBER	GROUP	PAGE	FIG.
68246	H-Y	12	2
*68386	B	8	12
68416	A	8	5
68476	A	8	6
68516	K-Z-ZZ	17	1
68556	A	8	7
68596	B	10	3
68646	FJ	11	7
68726	B	10	4
68796	B	10	5
68886	A	8	8
68916	K-Z-ZZ	17	2
68956	B	10	6
*69606	PB	22	6
89548	K-Z-ZZ	17	3
89985	B	10	7
99146	B	10	8
99644	K-Z-ZZ	17	4
260000	6BH-6BHS	23	10
260001	8-8AH-8AHF-8H-8HF	26	19
260002	6BH-6BHS	24	14
260003	6BH-6BHS	24	15
260004	6BH-6BHS	24	16
260005	6BH-6BHS	24	17
260006	6BH-6BHS	25	1
260007	6B-6BS-6BH-6BHS	23	11
260009	N-NS-U-6-6H-6S	20	10
260021	N-NS-U-6-6H-6S	19	15
260023	6B-6BS-6BH-6BHS	25	2
260026	8-8AH-8AHF-8H-8HF	27	14
260027	8-8AH-8AHF-8H-8HF	27	1
260031	N-NS-U-6-6H-6S	19	16
*260034	N-NS-U-6-6H-6S	21	1
*260035	6B-6BS-6BH-6BHS	23	1
260036	6B-6BS-6BH-6BHS	23	12
260037	6B-6BS-6BH-6BHS	23	13
260038	6B-6BS-6BH-6BHS	23	14
260039	6B-6BS-6BH-6BHS	23	15
260043	6B-6BS-6BH-6BHS	23	16
260046	8-8AH-8AHF-8H-8HF	27	2
260047	6B-6BS-6BH-6BHS	25	3
*260048	6B-6BS-6BH-6BHS	24	10
260055	23	35	1
*260056	9	31	15
*260059	23	35	7
260067	8-8AH-8AHF-8H-8HF	27	15
260069	6B-6BS-6BH-6BHS	25	4
260072	6B-6BS-6BH-6BHS	24	1
260073	6B-6BS-6BH-6BHS	25	5
260074	14	32	16
260082	14	33	1
260085	6B-6BS-6BH-6BHS	25	6
260088	23	35	2
260091	8B-8BH-8BHA	28	2

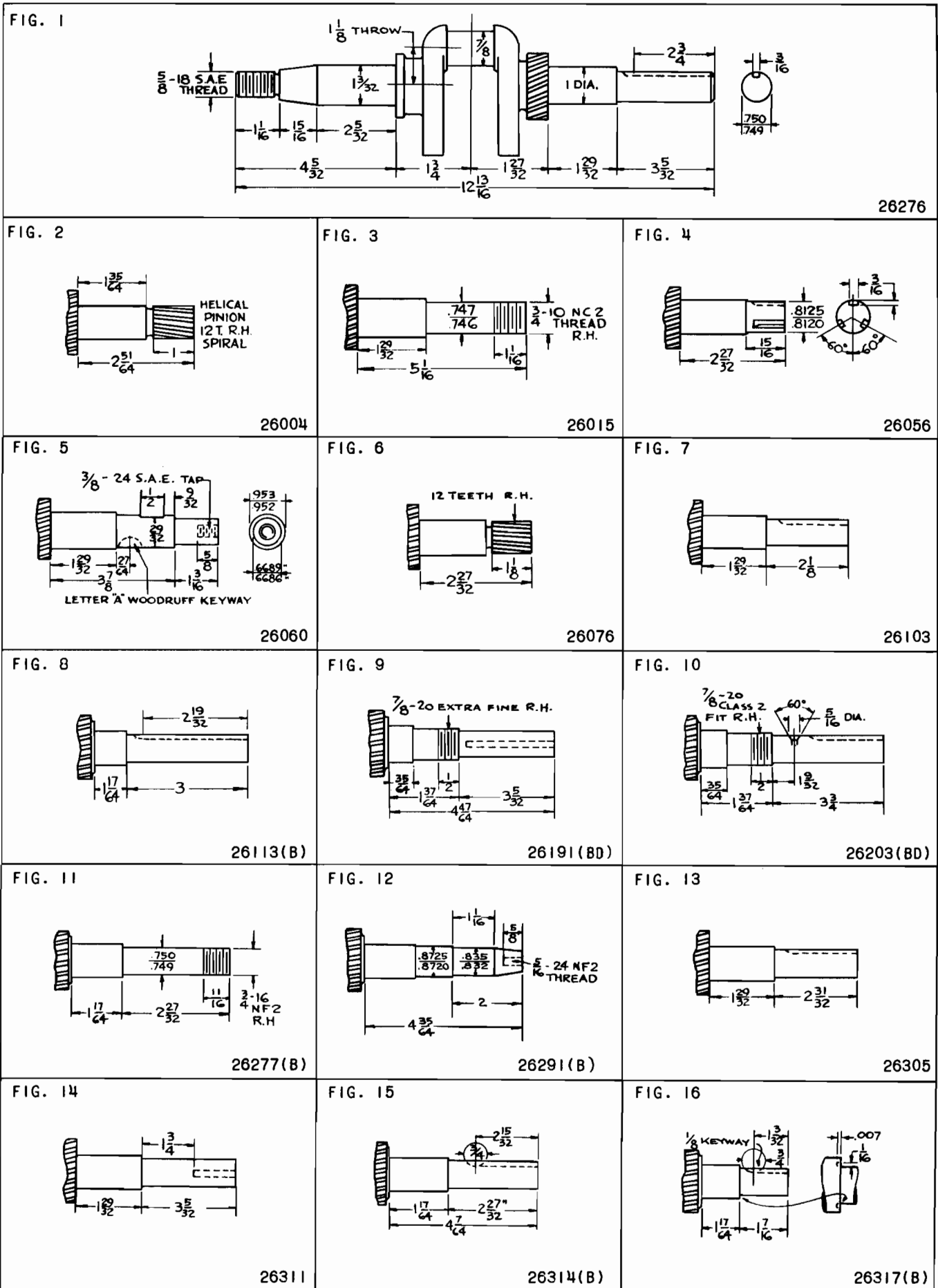
NUMERICAL INDEX
BRIGGS & STRATTON CRANKSHAFT IDENTIFICATION LIST
(SEE PAGE 3 FOR INSTRUCTIONS)

NUMBER	GROUP	PAGE	FIG.
260092	8B-8BH-8BHA	28	3
260093	8B-8BH-8BHA	28	4
260094	8B-8BH-8BHA	28	5
260095	8B-8BH-8BHA	29	2
260096	8B-8BH-8BHA	29	3
260097	8B-8BH-8BHA	29	4
260098	8B-8BH-8BHA	29	5
*260099	8B-8BH-8BHA	30	10
260100	6B-6BS-6BH-6BHS	25	7
260101	6B-6BS-6BH-6BHS	24	2
260103	6B-6BS-6BH-6BHS	25	8
*260104	8B-8BH-8BHA	28	1
*260105	8B-8BH-8BHA	29	1
260106	8B-8BH-8BHA	28	6
260107	8B-8BH-8BHA	28	7
260108	8B-8BH-8BHA	28	8
260109	8B-8BH-8BHA	28	9
260110	8B-8BH-8BHA	29	6
260111	8B-8BH-8BHA	29	7
260112	8B-8BH-8BHA	29	8
260113	8B-8BH-8BHA	29	9
260114	8B-8BH-8BHA	28	10
260115	8B-8BH-8BHA	29	10
260116	6B-6BS-6BH-6BHS	25	9
260117	6B-6BS-6BH-6BHS	25	10
260118	6B-6BS-6BH-6BHS	25	11
260119	6B-6BS-6BH-6BHS	25	12
260221	8B-8BH-8BHA	28	11
260222	8B-8BH-8BHA	29	11
260224	8B-8BH-8BHA	30	11
*260225	14	33	10
260226	8-8AH-8AHF-8H-8HF	27	16
260227	14	33	2
260228	6B-6BS-6BH-6BHS	25	13
260229	6B-6BS-6BH-6BHS	24	3
260231	8B-8BH-8BHA	29	12
260232	6B-6BS-6BH-6BHS	25	14
260233	8B-8BH-8BHA	29	13
260234	8B-8BH-8BHA	28	12
260235	8B-8BH-8BHA	29	14
260236	8B-8BH-8BHA	29	15
260237	8B-8BH-8BHA	29	16
260238	8B-8BH-8BHA	29	17
260239	6B-6BS-6BH-6BHS	24	4
260241	8B-8BH-8BHA	30	12
260242	6B-6BS-6BH-6BHS	25	15
260246	6B-6BS-6BH-6BHS	25	16
260247	6B-6BS-6BH-6BHS	24	5
260248	6B-6BS-6BH-6BHS	25	17
260250	9	31	12
260251	6B-6BS-6BH-6BHS	25	18
260253	8B-8BH-8BHA	28	13
260257	8B-8BH-8BHA	30	1
260263	8B-8BH-8BHA	28	14

NUMBER	GROUP	PAGE	FIG.
260264	8B-8BH-8BHA	30	2
260266	6B-6BS-6BH-6BHS	24	6
260268	8B-8BH-8BHA	28	15
260271	6B-6BS-6BH-6BHS	25	19
260272	6B-6BS-6BH-6BHS	24	7
260273	6B-6BS-6BH-6BHS	24	8
260274	6B-6BS-6BH-6BHS	25	20
291321	I-IBP-WI-WMB-5-5S	13	1
291322	I-IBP-WI-WMB-5-5S	13	2
291323	I-IBP-WI-WMB-5-5S	13	3
291324	I-IBP-WI-WMB-5-5S	13	4
291325	I-IBP-WI-WMB-5-5S	13	5
291326	I-IBP-WI-WMB-5-5S	13	6
291327	I-IBP-WI-WMB-5-5S	14	6
291328	WM-WMI	22	8
291329	I-IBP-WI-WMB-5-5S	13	7
291330	I-IBP-WI-WMB-5-5S	14	7
291331	I-IBP-WI-WMB-5-5S	14	8
291332	I-IBP-WI-WMB-5-5S	13	8
291333	I-IBP-WI-WMB-5-5S	13	9
291334	I-IBP-WI-WMB-5-5S	13	10
291335	I-IBP-WI-WMB-5-5S	13	11
291336	I-IBP-WI-WMB-5-5S	14	9
291337	I-IBP-WI-WMB-5-5S	14	10
*291338	I-IBP-WI-WMB-5-5S	12	7
291339	I-IBP-WI-WMB-5-5S	13	12
291340	I-IBP-WI-WMB-5-5S	14	16
*291341	I-IBP-WI-WMB-5-5S	14	12
*291342	WM-WMI	22	7
291343	WM-WMI	22	9
291344	I-IBP-WI-WMB-5-5S	13	13
291345	I-IBP-WI-WMB-5-5S	14	11
291348	WM-WMI	22	10

BRIGGS & STRATTON ENGINE CRANKSHAFT IDENTIFICATION LIST

MODEL - A



BRIGGS & STRATTON ENGINE CRANKSHAFT IDENTIFICATION LIST

MODEL - A (Continued)

<p>FIG. 1</p> <p>26318(BD)</p>	<p>FIG. 2</p> <p>26355(B)</p>	<p>FIG. 3</p> <p>26490(B)</p>
<p>FIG. 4</p> <p>26647(BD)</p>	<p>FIG. 5</p> <p>68416</p>	<p>FIG. 6</p> <p>68476</p>
<p>FIG. 7</p> <p>68556</p>	<p>FIG. 8</p> <p>68886</p>	<p>FIG. 9</p>
<p>FIG. 10</p> <p>26020</p>		<p>FIG. 11</p> <p>26044</p>

MODEL - B

<p>FIG. 12</p> <p>68386</p>		
<p>FIG. 13</p> <p>26009(B)</p>	<p>FIG. 14</p> <p>26013</p>	<p>FIG. 15</p> <p>26039</p>

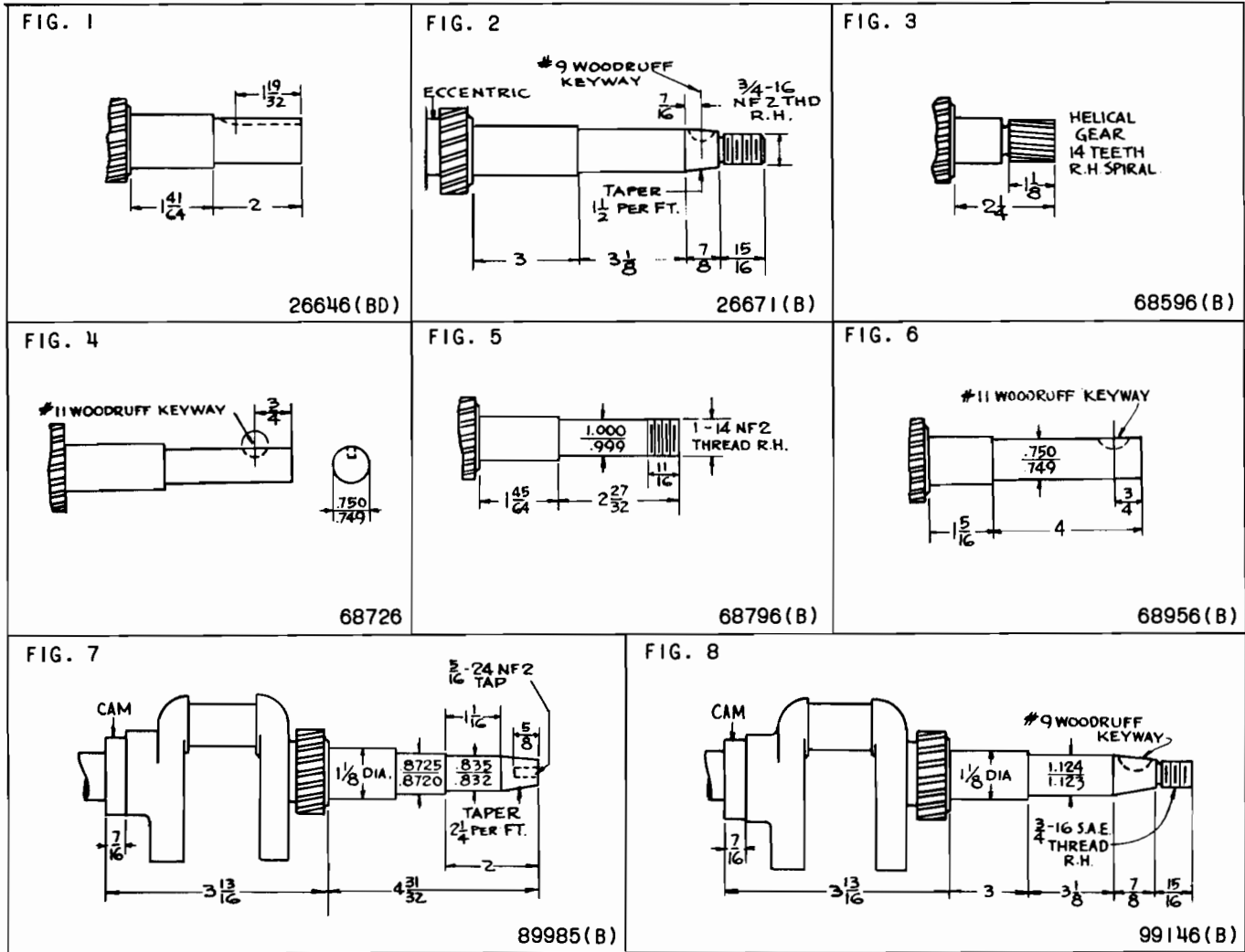
BRIGGS & STRATTON ENGINE CRANKSHAFT IDENTIFICATION LIST

MODEL - B (Continued)

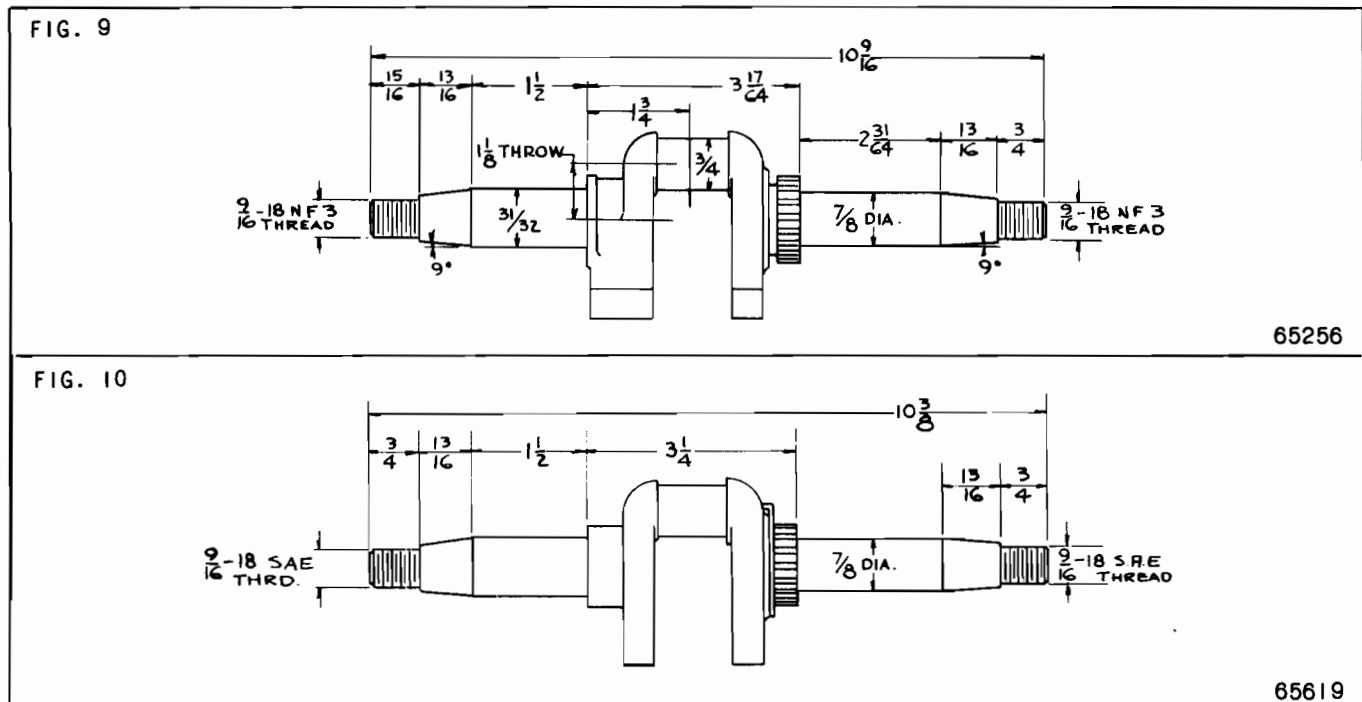
<p>FIG. 1</p> <p>#9 WOODRUFF KEYWAY</p> <p>26054(B)</p>	<p>FIG. 2</p> <p>3/8-24 SAE TAP</p> <p>LETTER 'A' WOODRUFF KEYWAY</p> <p>26062</p>	<p>FIG. 3</p> <p>HELICAL GEAR 12 TEETH R.H. SPIRAL</p> <p>26077</p>
<p>FIG. 4</p> <p>5/16-24 NF2 TAP</p> <p>26104(B)</p>	<p>FIG. 5</p> <p>5/16-24 NF2 TAP</p> <p>26130(B)</p>	<p>FIG. 6</p> <p>1/8-16 THREAD</p> <p>26132(BD)</p>
<p>FIG. 7</p> <p>2 1/4</p> <p>26136</p>	<p>FIG. 8</p> <p>750/749</p> <p>26153(B)</p>	<p>FIG. 9</p> <p>1.000/999</p> <p>26241(B)</p>
<p>FIG. 10</p> <p>1.000/999</p> <p>26292</p>	<p>FIG. 11</p> <p>1/8-16 THREAD</p> <p>26309(BD)</p>	<p>FIG. 12</p> <p>7/8 DIA CUTTER</p> <p>5/8-11 NC2 THREAD R.H.</p> <p>26396(B)</p>
<p>FIG. 13</p> <p>5/8 DIA CUTTER</p> <p>1/2-20 NF2 THREAD R.H.</p> <p>26424(B)</p>	<p>FIG. 14</p> <p>1.000/999</p> <p>26468(B)</p>	<p>FIG. 15</p> <p>1-14 NF2 THREAD R.H.</p> <p>26583(B)</p>
<p>FIG. 16</p> <p>3/8-24 NF2 TAP DEEP</p> <p>1.000/999</p> <p>26585</p>	<p>FIG. 17</p> <p>3/4 DIA. CUTTER</p> <p>7495/749</p> <p>26603(B)</p>	<p>FIG. 18</p> <p>ECCENTRIC</p> <p>5/8-24 NF2 TAP</p> <p>TAPER 2/4 PER FOOT</p> <p>26639(B)</p>

BRIGGS & STRATTON ENGINE CRANKSHAFT IDENTIFICATION LIST

MODEL - B (Continued)

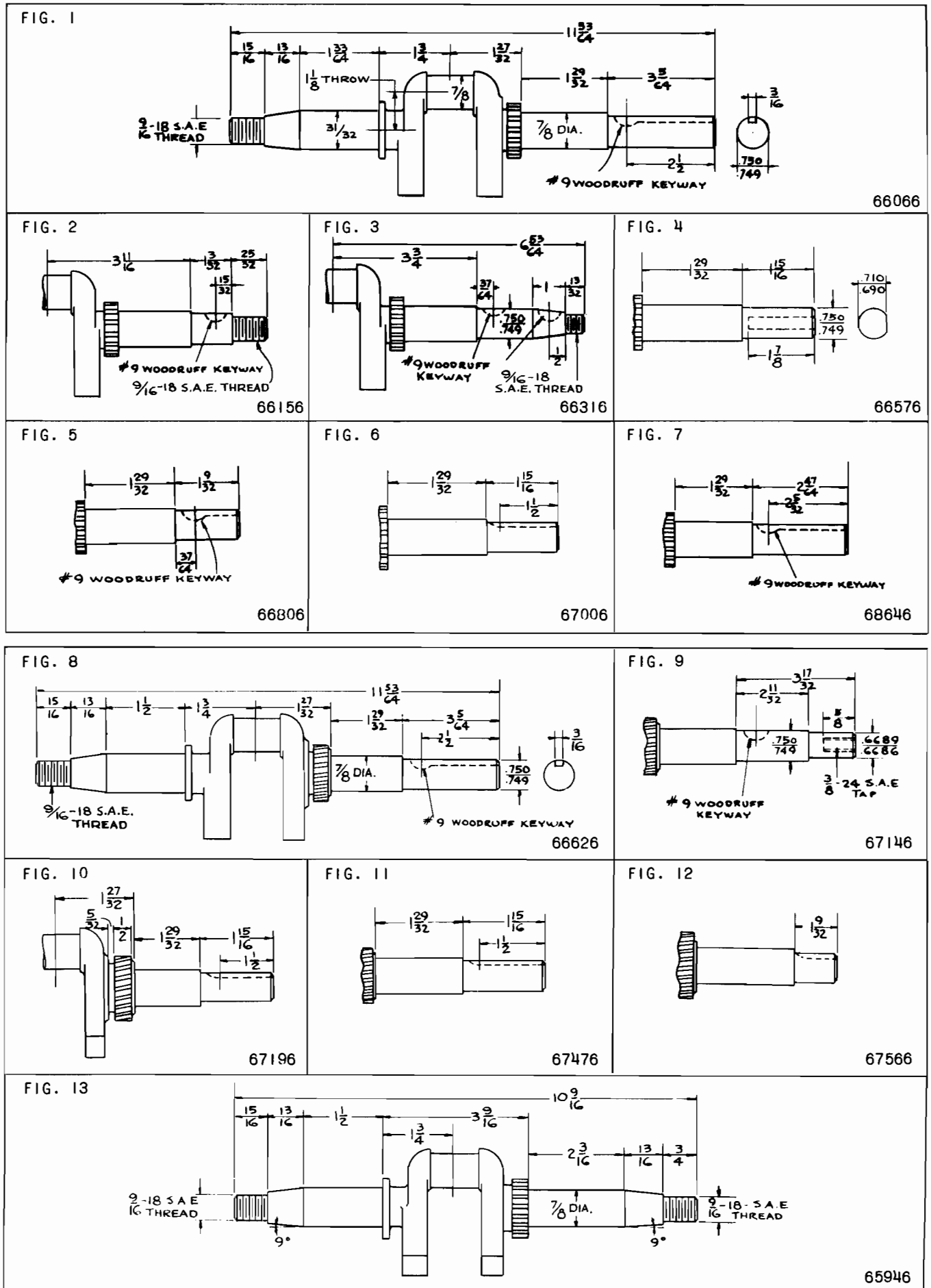


MODELS - FC-FG-FH-FI



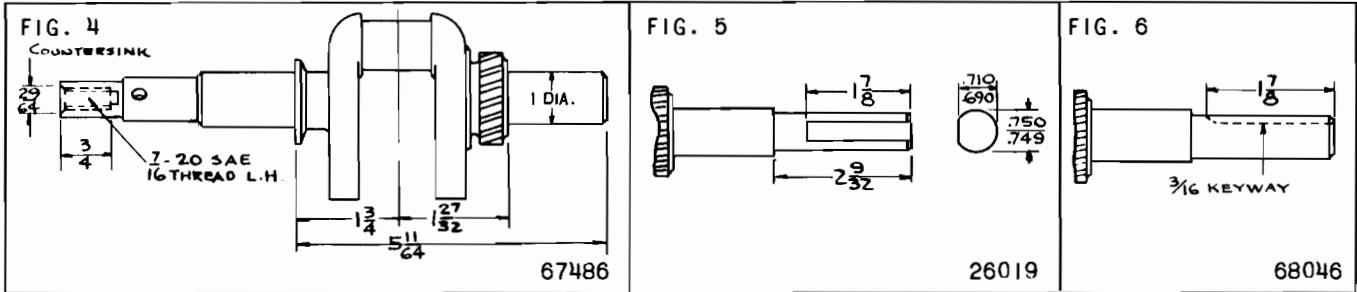
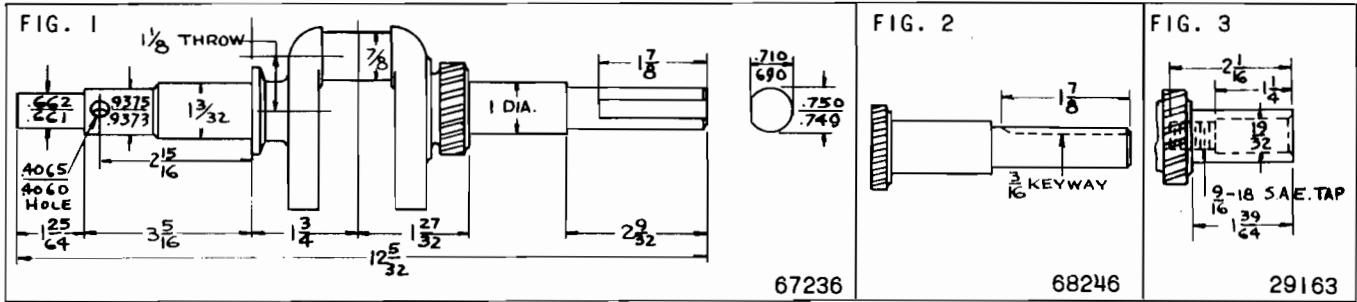
BRIGGS & STRATTON ENGINE CRANKSHAFT IDENTIFICATION LIST

MODELS — FJ-L-M-S-T

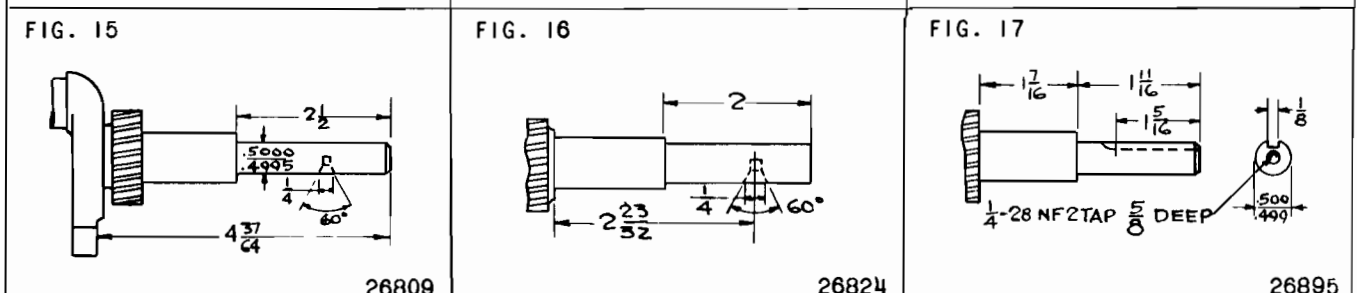
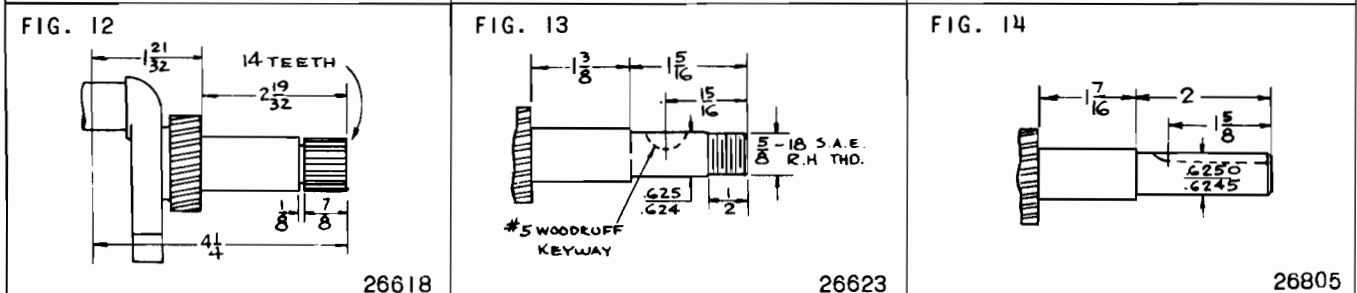
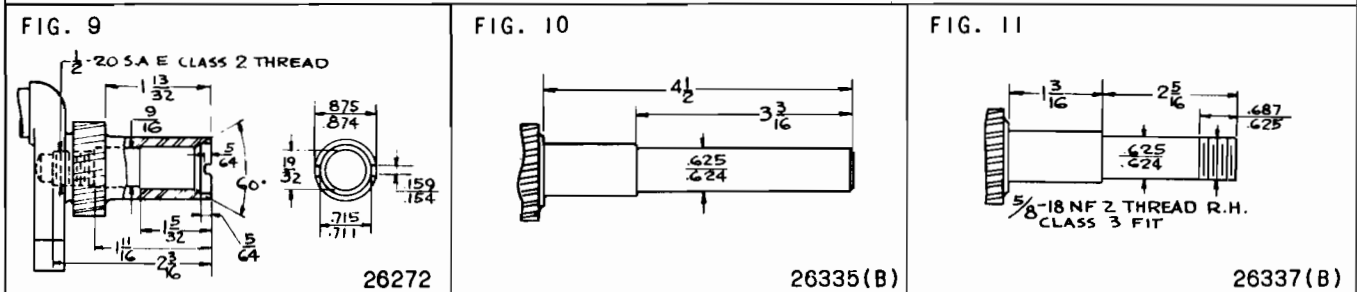
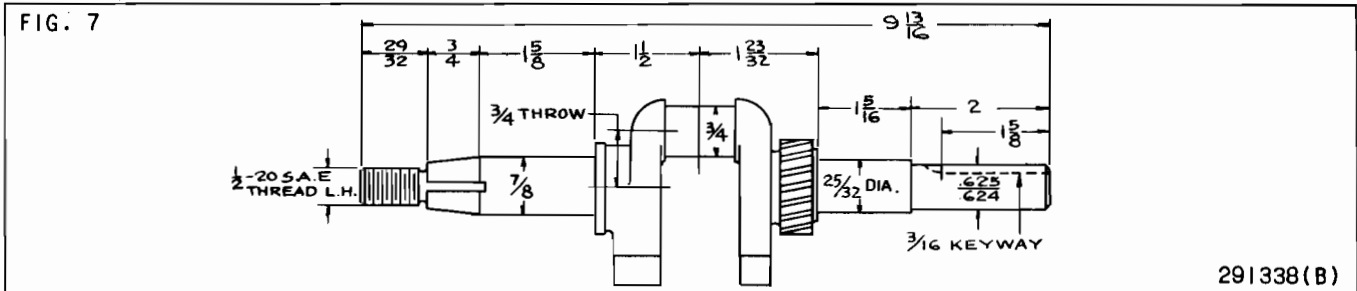


BRIGGS & STRATTON ENGINE CRANKSHAFT IDENTIFICATION LIST

MODELS—H-Y



MODELS—I-IBP-WI-WMB-5-5S



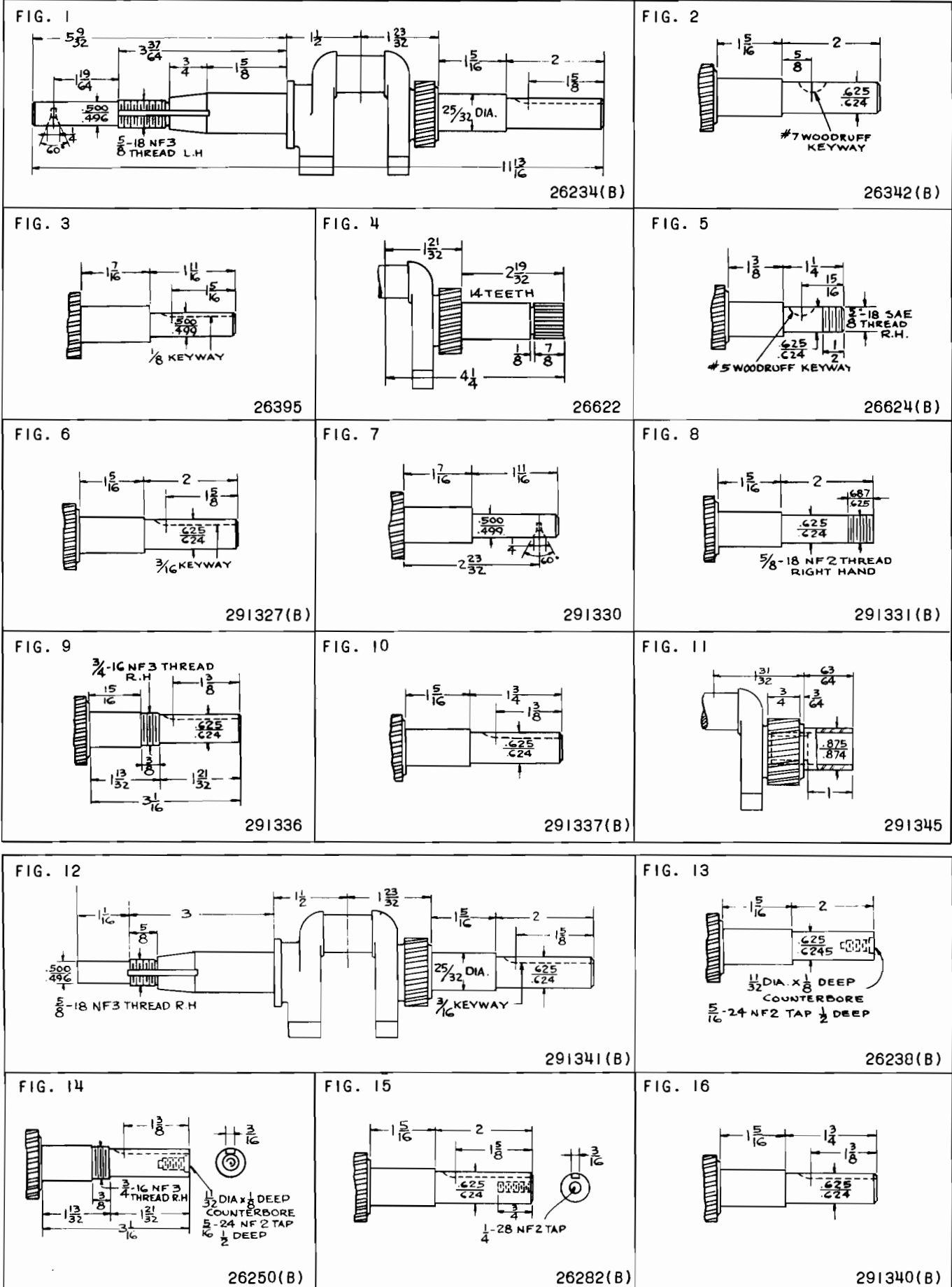
BRIGGS & STRATTON ENGINE CRANKSHAFT IDENTIFICATION LIST

MODELS — I-IBP-WI-WMB-5-5S (Continued)

<p>FIG. 1</p> <p>291321(B)</p>	<p>FIG. 2</p> <p>291322</p>	<p>FIG. 3</p> <p>291323(B)</p>	
<p>FIG. 4</p> <p>291324(B)</p>	<p>FIG. 5</p> <p>291325(B)</p>	<p>FIG. 6</p> <p>291326</p>	
<p>FIG. 7</p> <p>291329</p>	<p>FIG. 8</p> <p>291332(B)</p>	<p>FIG. 9</p> <p>291333</p>	
<p>FIG. 10</p> <p>291334(B)</p>	<p>FIG. 11</p> <p>291335</p>	<p>FIG. 12</p> <p>291339</p>	<p>FIG. 13</p> <p>291344</p>
<p>FIG. 14</p> <p>26234(B)</p>			
<p>FIG. 15</p> <p>26139(B)</p>	<p>FIG. 16</p> <p>26261(B)</p>	<p>FIG. 17</p> <p>26310</p>	

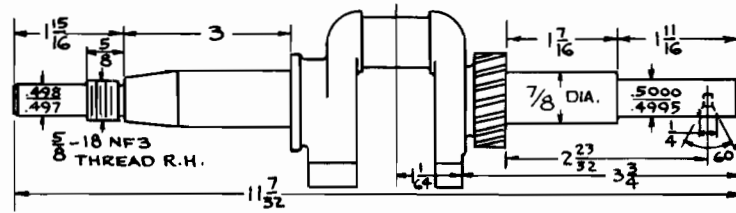
BRIGGS & STRATTON ENGINE CRANKSHAFT IDENTIFICATION LIST

MODELS — I-IBP-WI-WMB-5-5S(Continued)



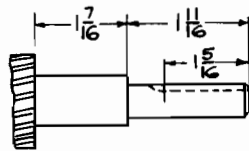
MODELS — I-IBP-WI-WMB-5-5S(Continued)

FIG. 1



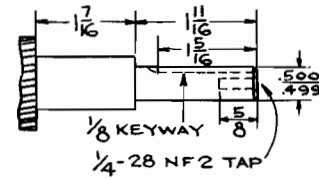
26990(R)

FIG. 2



26991(R)

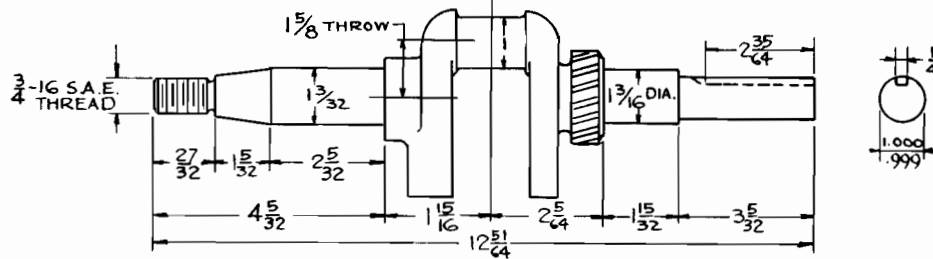
FIG. 3



26780(R)

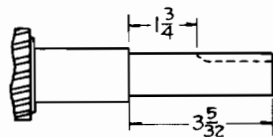
MODELS — K-Z-ZZ

FIG. 4



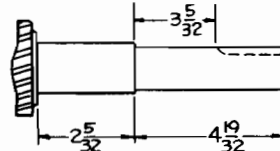
26278(B)

FIG. 5



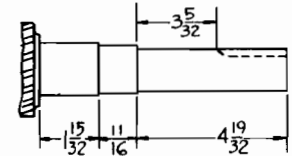
26007

FIG. 6



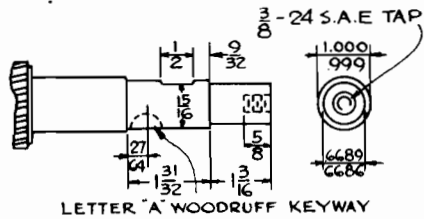
26010

FIG. 7



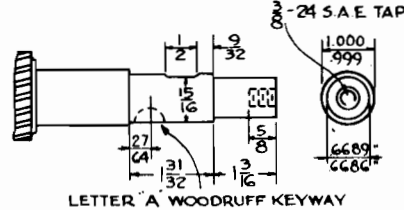
26011(B)

FIG. 8



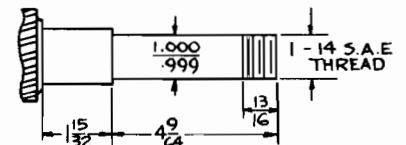
26059

FIG. 9



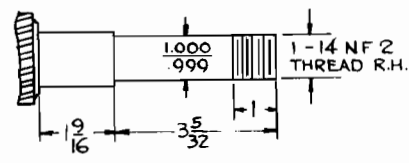
26063(B)

FIG. 10



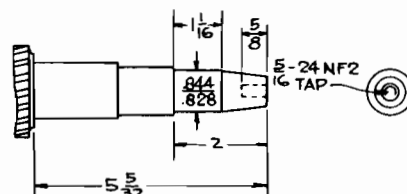
26083(B)

FIG. 11



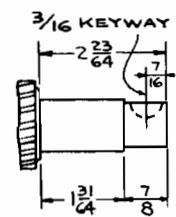
26124(B)

FIG. 12



26151(B)

FIG. 13



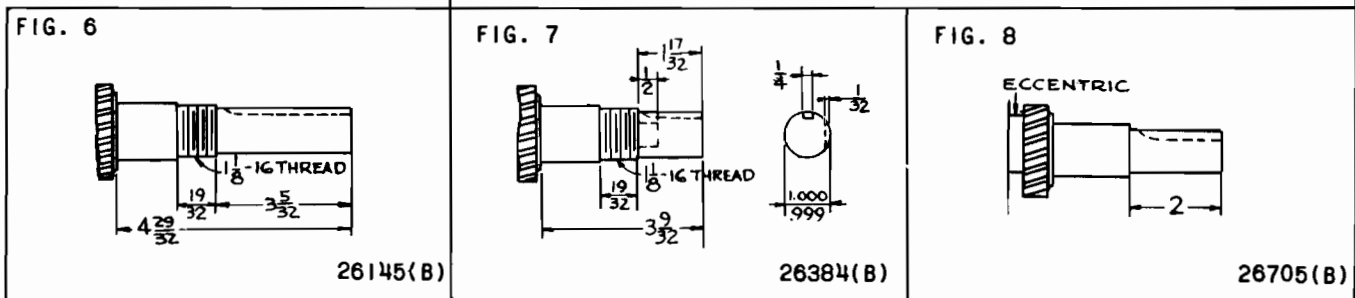
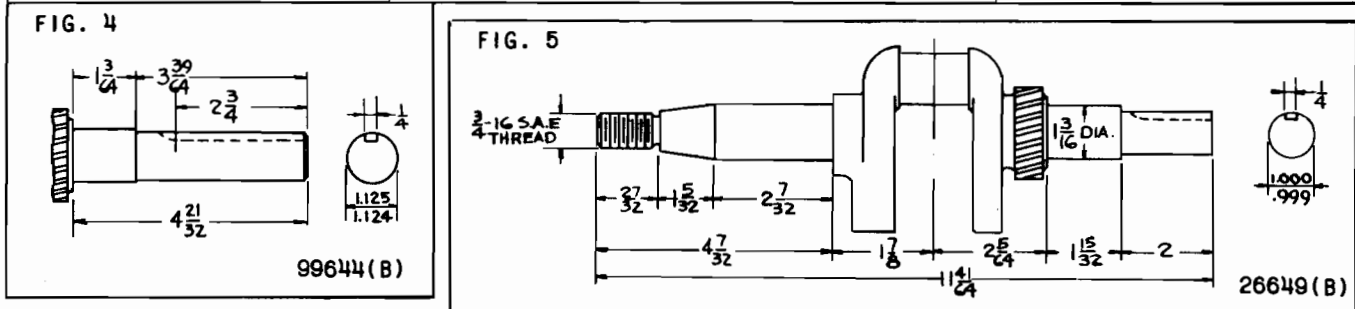
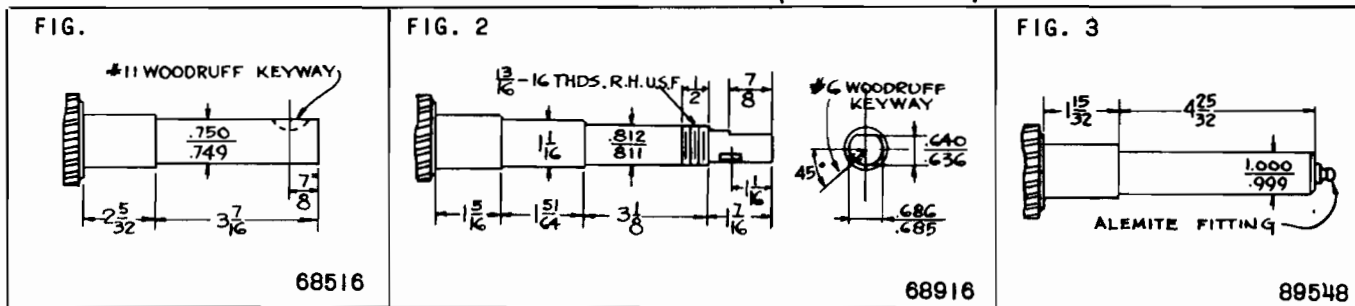
26202(B)

BRIGGS & STRATTON ENGINE CRANKSHAFT IDENTIFICATION LIST

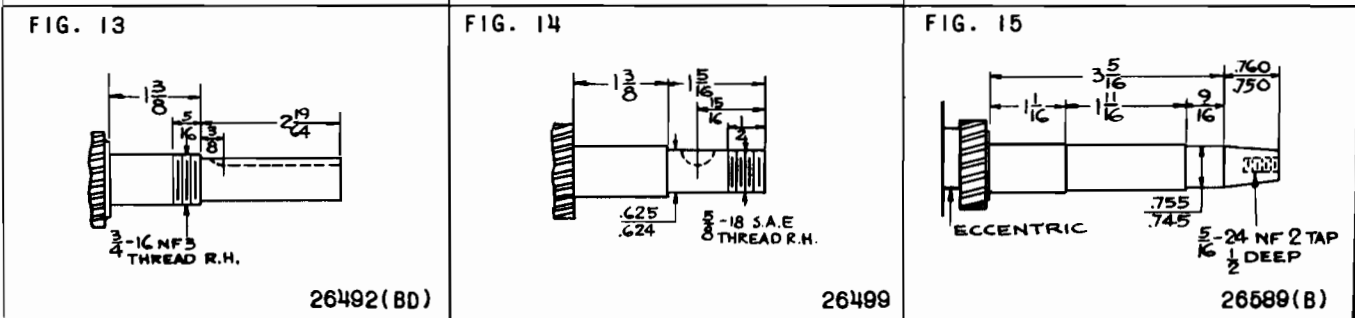
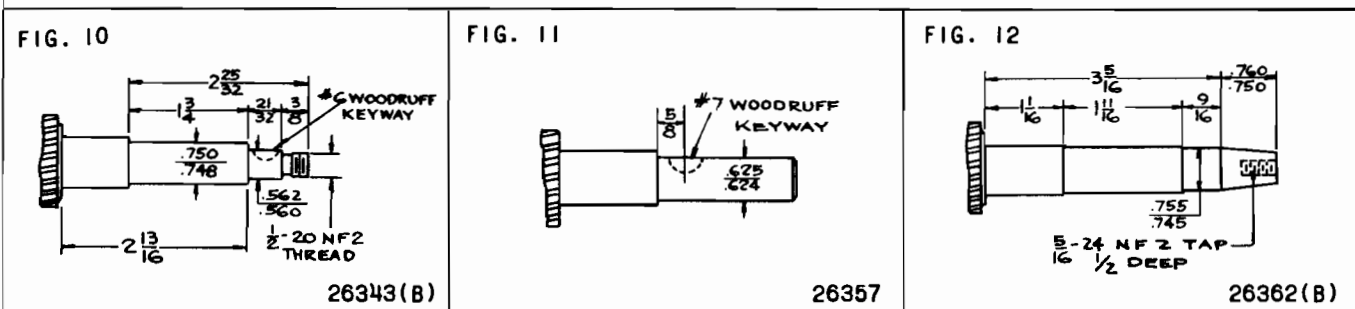
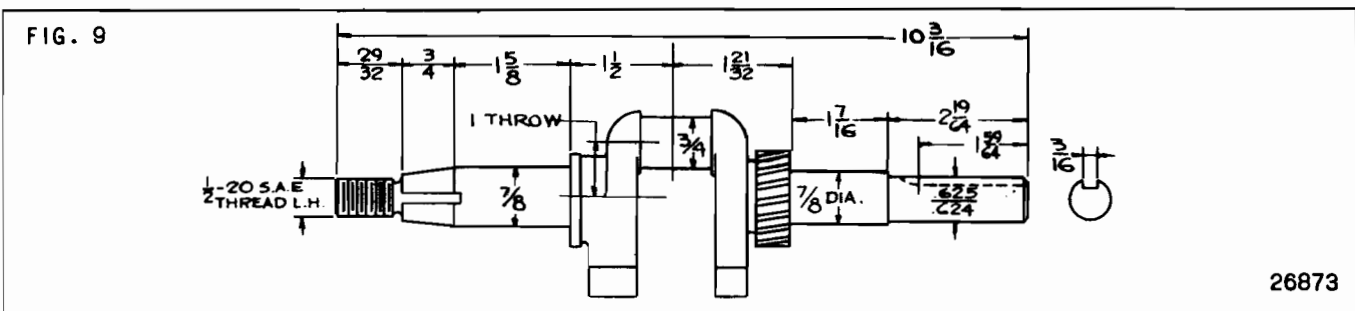
MODELS — K-Z-ZZ (Continued)

<p>FIG. 1</p> <p>26273(B)</p>	<p>FIG. 2</p> <p>26278(B)</p>	<p>FIG. 3</p> <p>26284(B)</p>
<p>FIG. 4</p> <p>26285(B)</p>	<p>FIG. 5</p> <p>26315(B)</p>	<p>FIG. 6</p> <p>26320(B)</p>
<p>FIG. 7</p> <p>26347(B)</p>	<p>FIG. 8</p> <p>26369(B)</p>	<p>FIG. 9</p> <p>26376(B)</p>
<p>FIG. 10</p> <p>26488(B)</p>	<p>FIG. 11</p> <p>26507(B)</p>	<p>FIG. 12</p> <p>26555(B)</p>
<p>FIG. 13</p> <p>26582(B)</p>	<p>FIG. 14</p> <p>26611(B)</p>	<p>FIG. 15</p> <p>26706(B)</p>
<p>FIG. 16</p> <p>67966(B)</p>	<p>FIG. 17</p> <p>67976</p>	<p>FIG. 18</p> <p>68126</p>

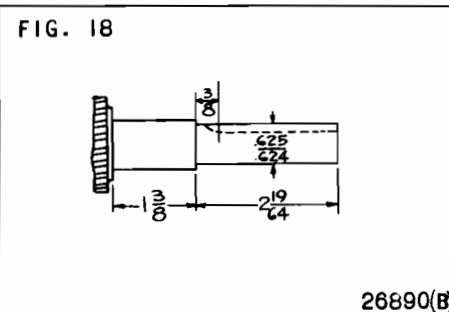
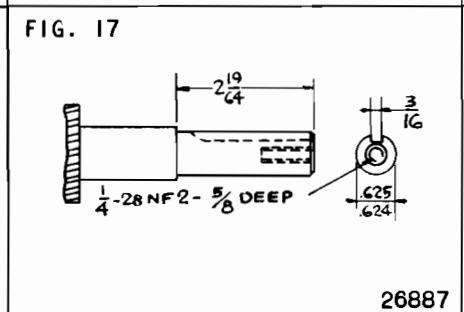
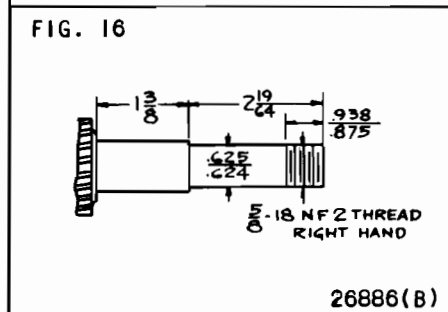
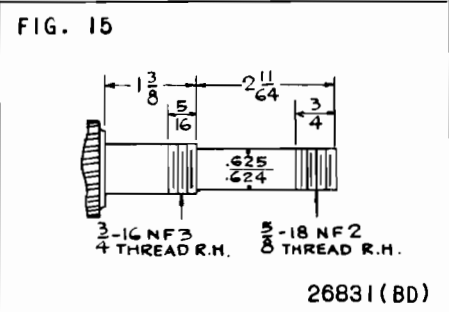
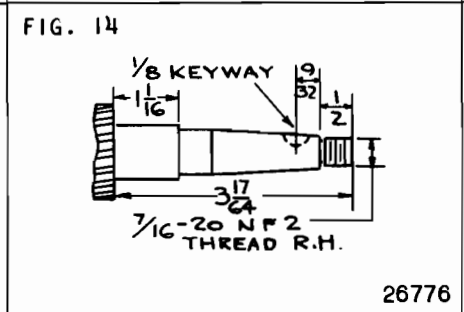
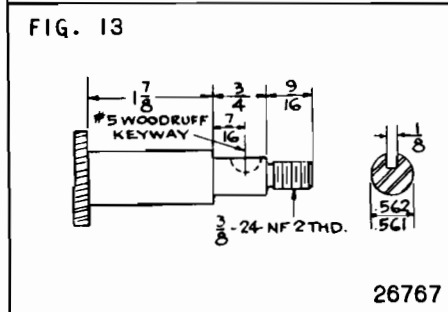
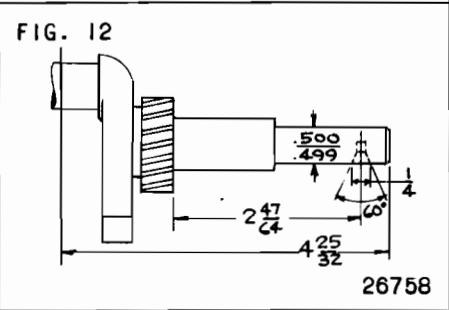
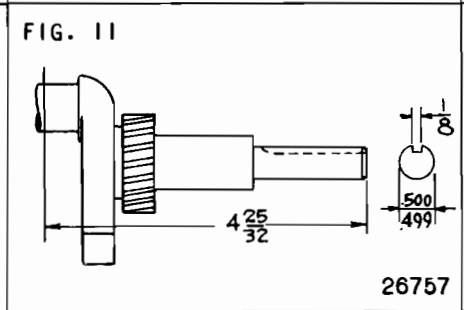
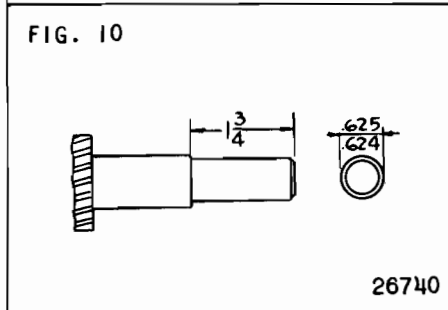
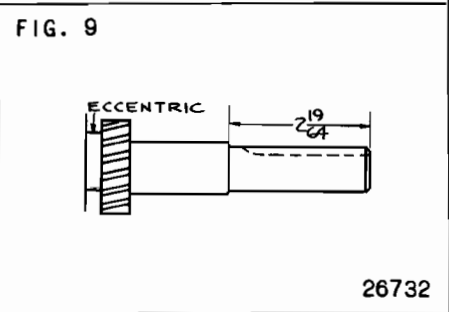
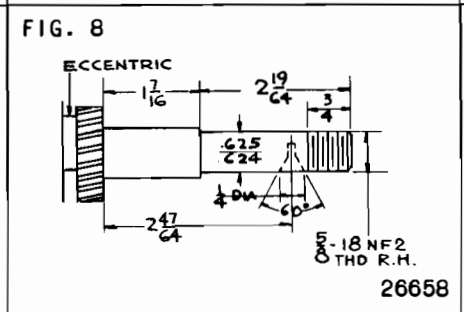
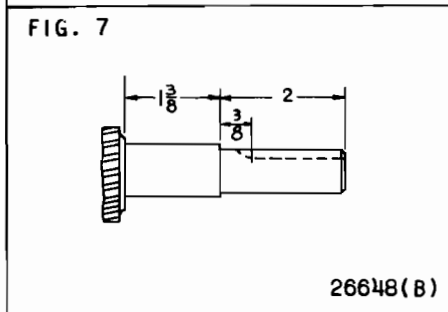
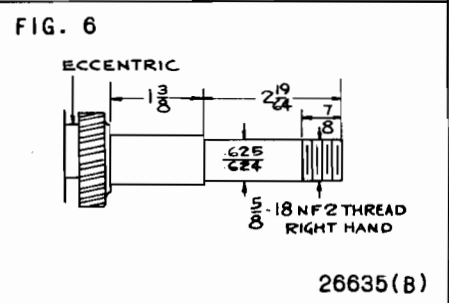
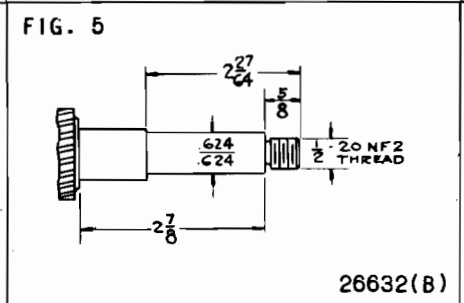
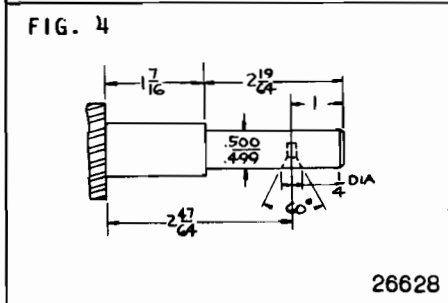
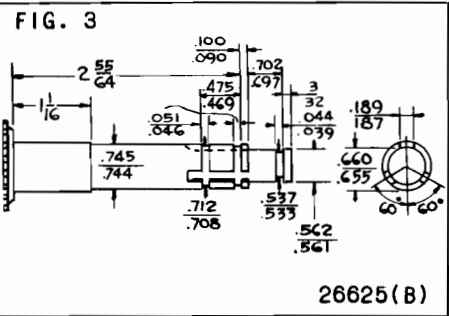
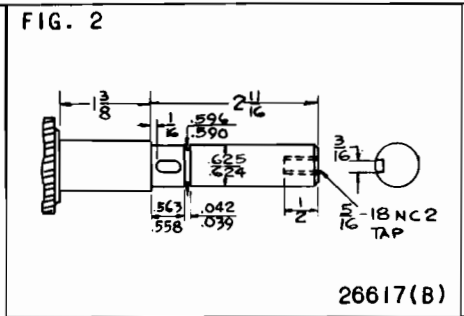
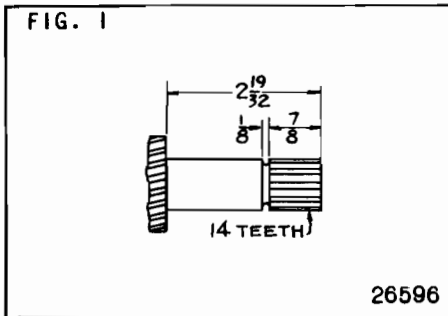
MODELS - K-Z-ZZ (Continued)



MODELS - N-NS-U-6-6H-6S



BRIGGS & STRATTON ENGINE CRANKSHAFT IDENTIFICATION LIST
MODELS — N-NS-U-6-6H-6S(Continued)

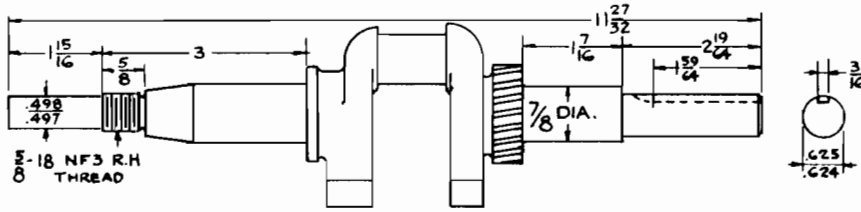


BRIGGS & STRATTON ENGINE CRANKSHAFT IDENTIFICATION LIST
MODELS—N-NS-U-6-6H-6S (Continued)

<p>FIG. 1</p> <p align="right">26891</p>	<p>FIG. 2</p> <p align="right">26892(B)</p>	<p>FIG. 3</p> <p align="right">26894(B)</p>
<p>FIG. 4</p> <p align="right">26896(H)</p>	<p>FIG. 5</p> <p align="right">26897</p>	<p>FIG. 6</p> <p align="right">26911(H)</p>
<p>FIG. 7</p> <p align="right">26916(B)</p>	<p>FIG. 8</p> <p align="right">26942</p>	<p>FIG. 9</p> <p align="right">26953(B)</p>
<p>FIG. 10</p> <p align="right">26956(H)</p>	<p>FIG. 11</p> <p align="right">26957(H)</p>	<p>FIG. 12</p> <p align="right">26965(H)</p>
<p>FIG. 13</p> <p align="right">26984</p>	<p>FIG. 14</p> <p align="right">26986</p>	<p>FIG. 15</p> <p align="right">260021(B)</p>
<p>FIG. 16</p> <p align="right">260031(B)</p>	<p>FIG. 17</p>	<p>FIG. 18</p>

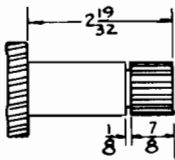
BRIGGS & STRATTON ENGINE CRANKSHAFT IDENTIFICATION LIST
MODELS — N-NS-U-6-6H-6S (Continued)

FIG. 1



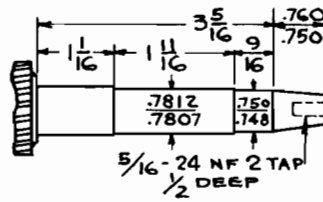
26951(R)

FIG. 2



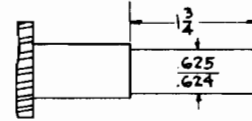
26690(R)

FIG. 3



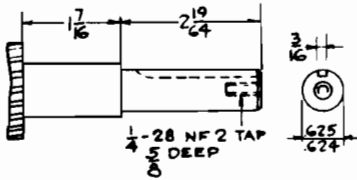
26804(R)B

FIG. 4



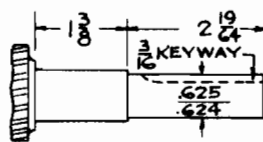
26807(R)

FIG. 5



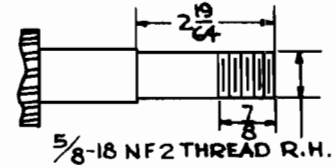
26952(R)

FIG. 6



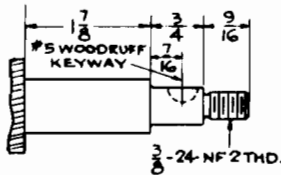
26967(R)B

FIG. 7



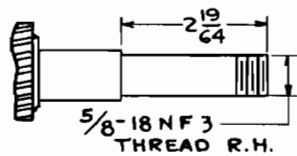
26968(R)

FIG. 8



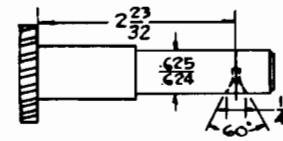
26981(R)

FIG. 9



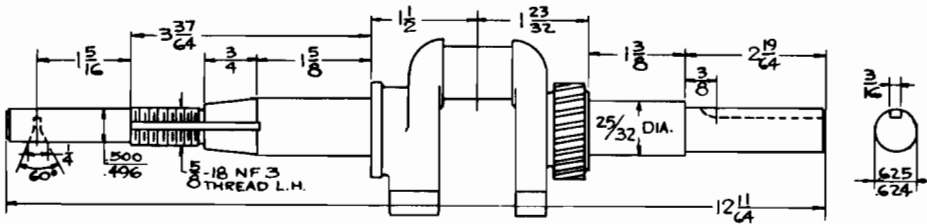
26985(R)B

FIG. 10



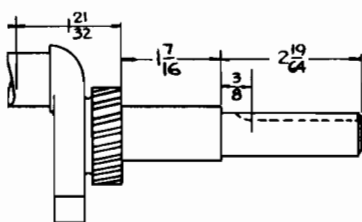
260009(R)

FIG. 11



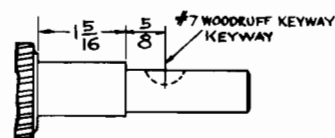
26353(B)

FIG. 12



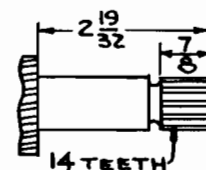
26378

FIG. 13



26382(B)

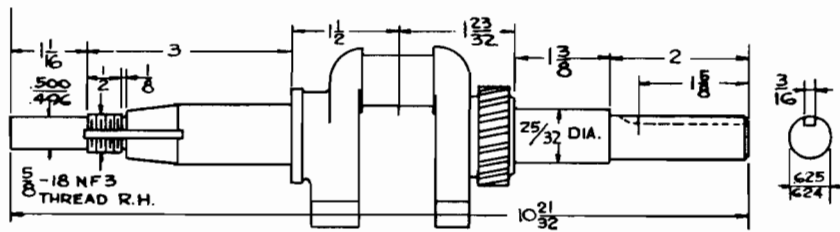
FIG. 14



26620

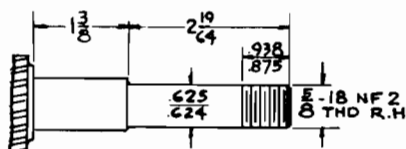
BRIGGS & STRATTON ENGINE CRANKSHAFT IDENTIFICATION LIST
MODELS — N-NS-U-6-6H-6S (Continued)

FIG. 1



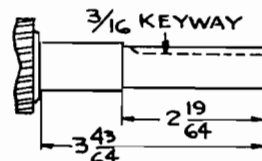
260034(B)

FIG. 2



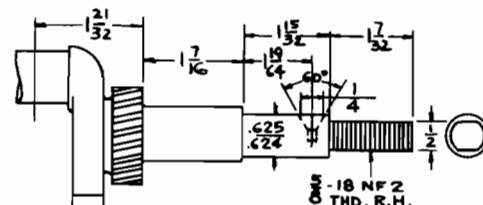
26597(B)

FIG. 3



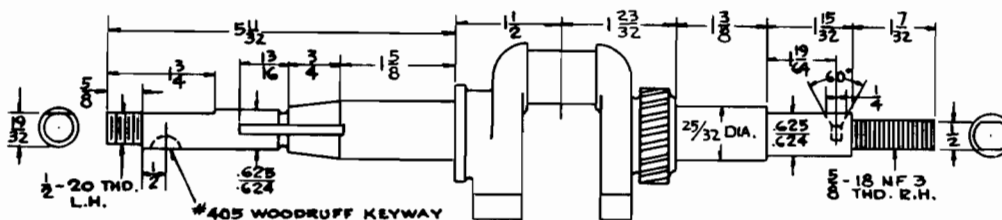
26794(B)

FIG. 4



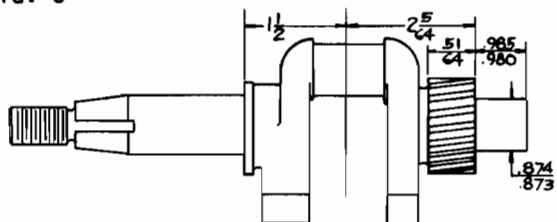
26655

FIG. 5



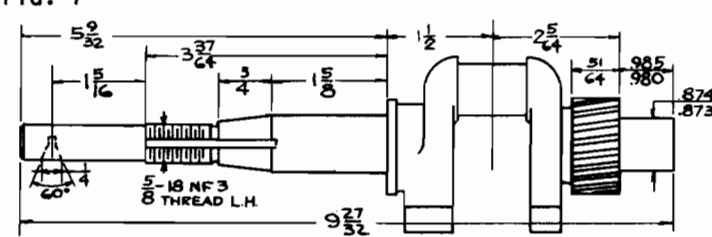
26560(B)

FIG. 6



26324

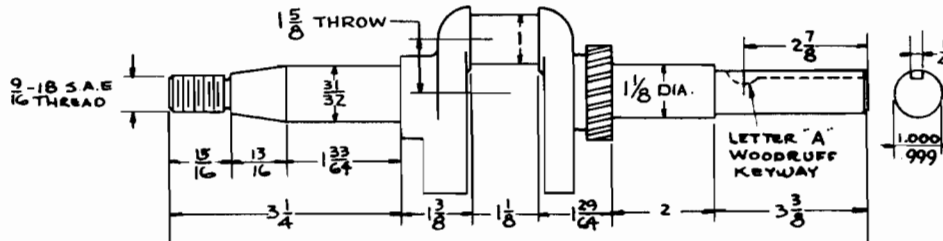
FIG. 7



26352

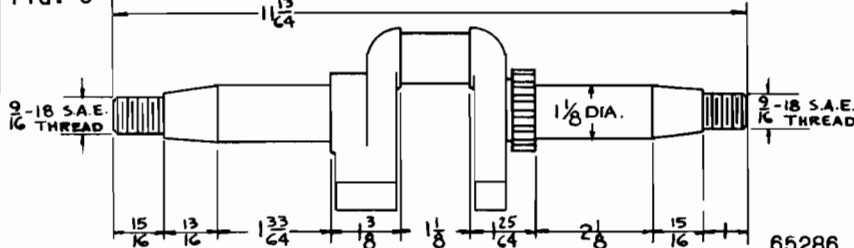
MODELS — Q-R-W

FIG. 8



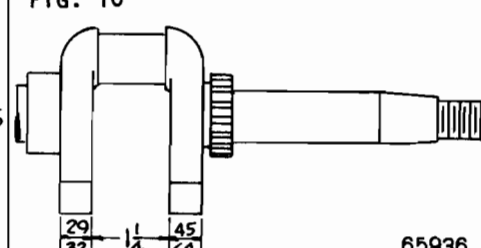
66616

FIG. 9



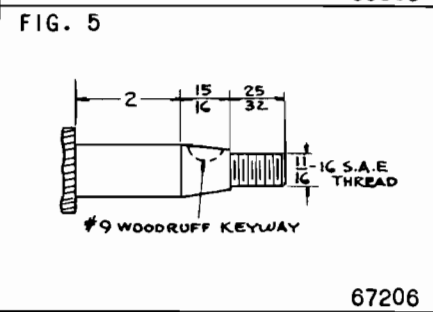
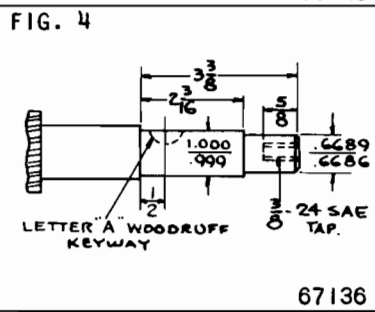
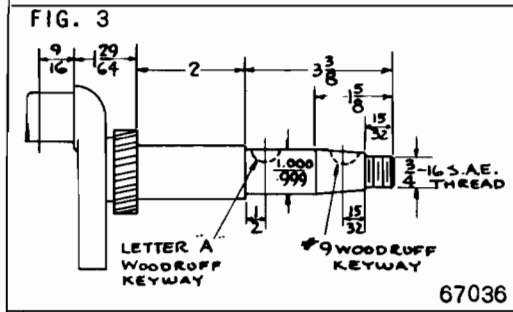
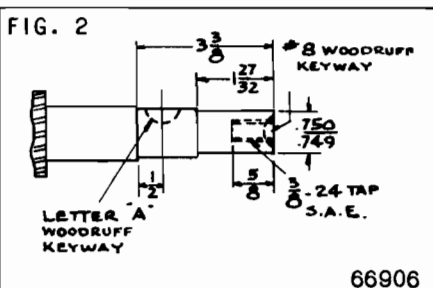
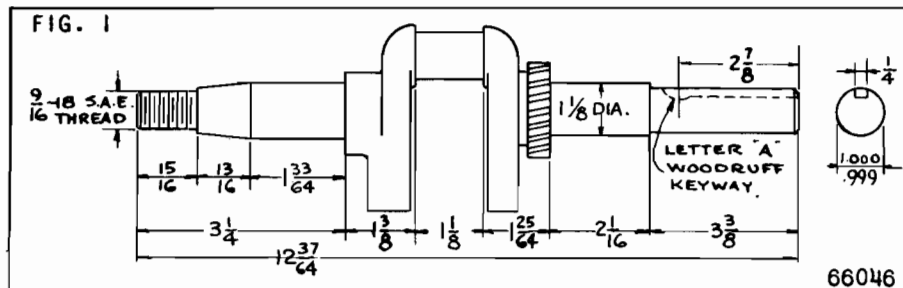
65286

FIG. 10

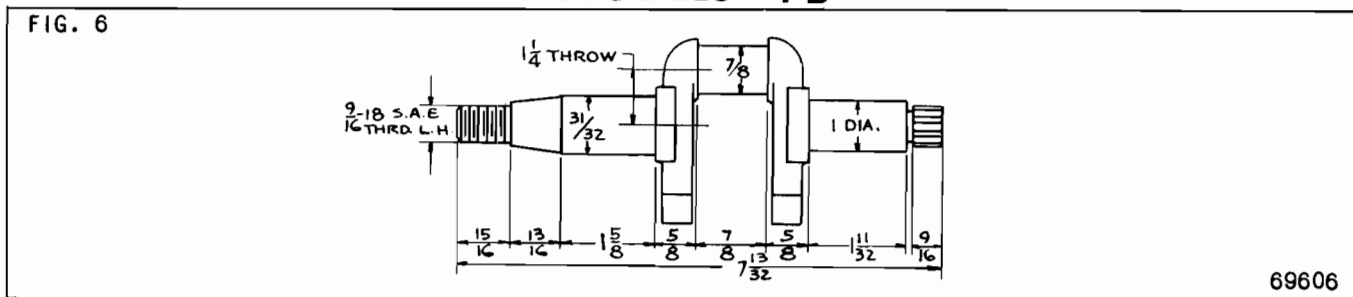


65936

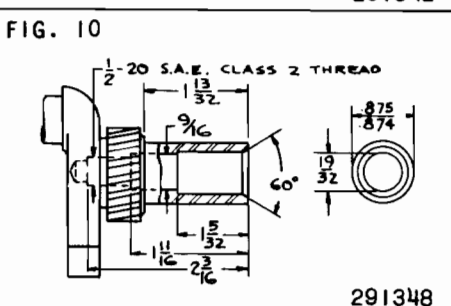
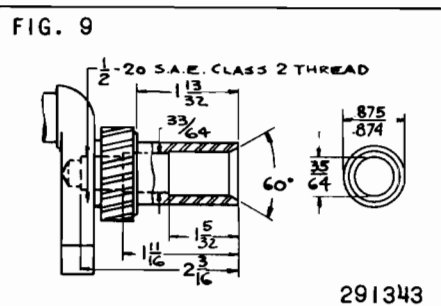
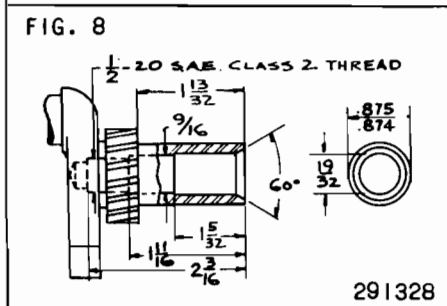
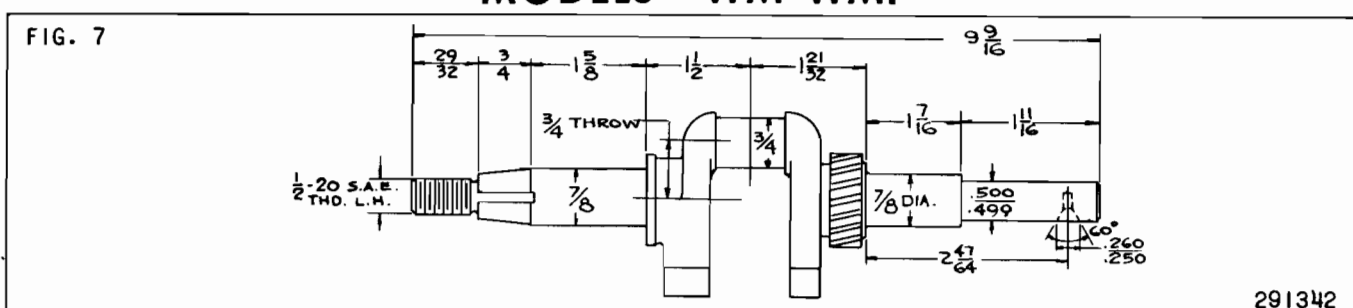
MODELS—Q-R-W (Continued)



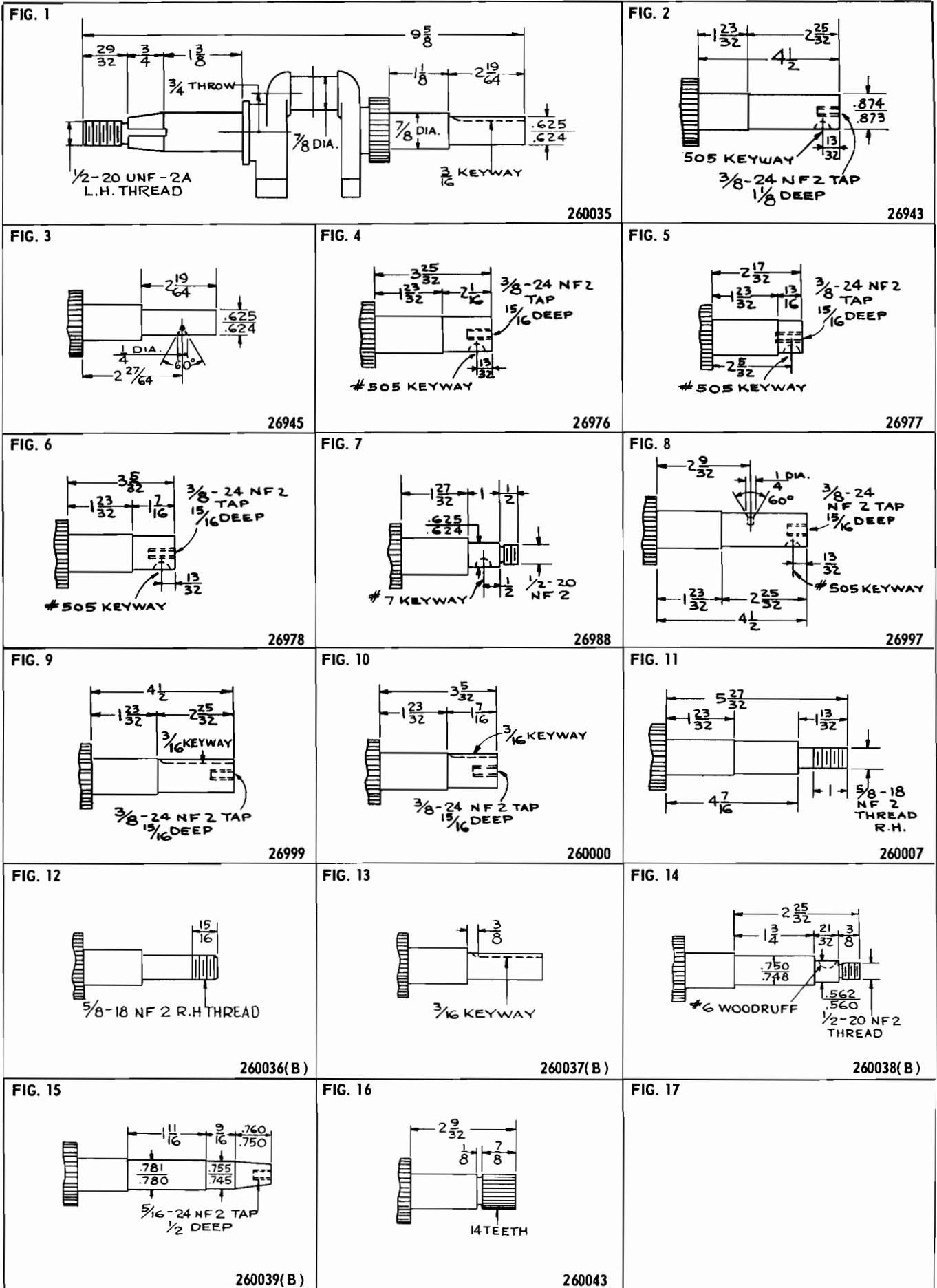
MODELS—PB



MODELS—WM-WMI



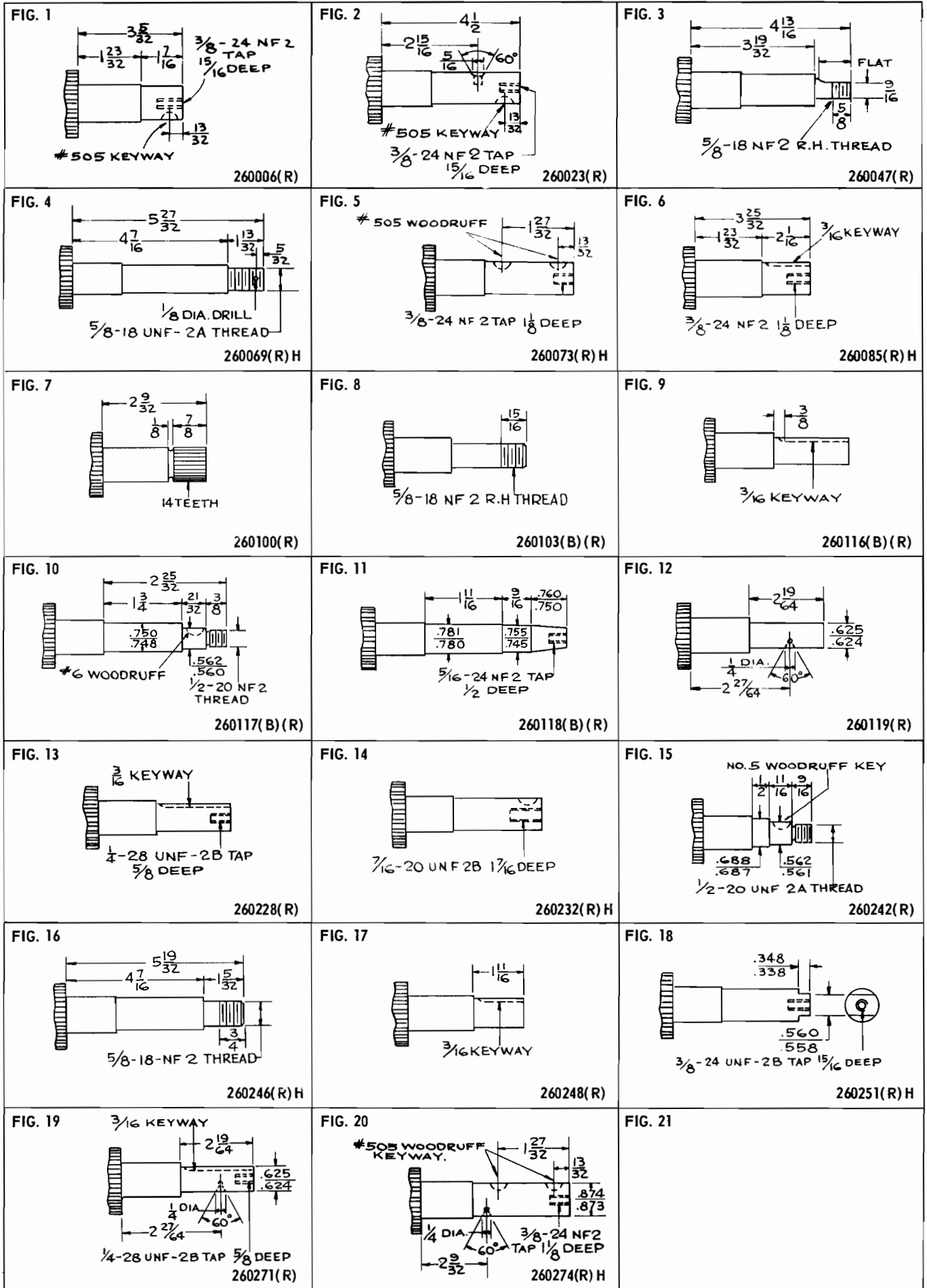
MODELS—6B-6BS-6BH-6BHS



BRIGGS & STRATTON ENGINE CRANKSHAFT IDENTIFICATION LIST
MODELS—6B-6BS-6BH-6BHS (Continued)

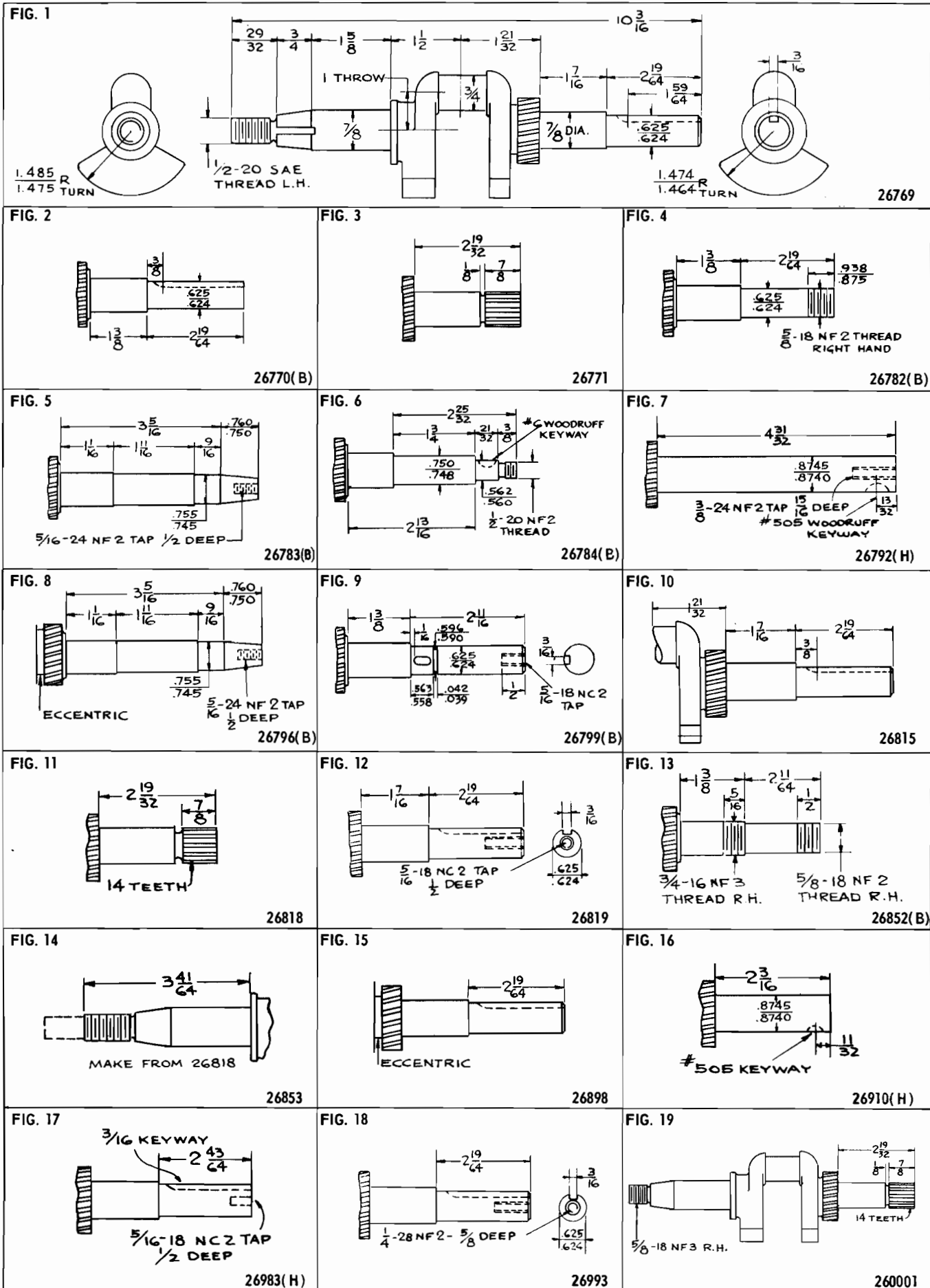
<p>FIG. 1</p> <p># 505 WOODRUFF</p> <p>1 27/32</p> <p>1 13/32</p> <p>3/8-24 NF 2 TAP 1 1/8 DEEP</p> <p>.625</p> <p align="right">260072(H)</p>	<p>FIG. 2</p> <p>ECCENTRIC</p> <p>3/16 KEYWAY</p> <p align="right">260101</p>	<p>FIG. 3</p> <p>3/16 KEYWAY</p> <p>1/4-28 UNF-2B TAP 5/8 DEEP</p> <p align="right">260229</p>
<p>FIG. 4</p> <p>2 47/64</p> <p>5/8</p> <p>.625</p> <p>.624</p> <p>1/2-20 UNF 2A THREAD</p> <p align="right">260239(B)</p>	<p>FIG. 5</p> <p>1 11/16</p> <p>3/16 KEYWAY</p> <p align="right">260247</p>	<p>FIG. 6</p> <p>1 15/16</p> <p>5/8-18 UNF-2A THREAD</p> <p align="right">260266</p>
<p>FIG. 7</p> <p>3/16 KEYWAY</p> <p>2 19/64</p> <p>1/4 DIA</p> <p>60°</p> <p>2 27/64</p> <p>1/4-28 UNF-2B TAP 5/8 DEEP</p> <p>.625</p> <p>.624</p> <p align="right">260272</p>	<p>FIG. 8</p> <p># 505 WOODRUFF KEYWAY</p> <p>1 27/32</p> <p>1 13/32</p> <p>1/4 DIA</p> <p>60°</p> <p>2 9/32</p> <p>3/8-24 NF 2 TAP 1 1/8 DEEP</p> <p>.874</p> <p>.873</p> <p align="right">260273(H)</p>	<p>FIG. 9</p>
<p>FIG. 10</p> <p>11 9/32</p> <p>1 63/64</p> <p>2 45/64</p> <p>1 1/8</p> <p>2 19/64</p> <p>7/8 DIA</p> <p>3/16 KEYWAY</p> <p>.625</p> <p>.624</p> <p align="right">260048(R)</p>	<p>FIG. 11</p> <p>4 1/2</p> <p>1 23/32</p> <p>2 25/32</p> <p>1 13/32</p> <p># 505 KEYWAY</p> <p>3/8-24 NF 2 TAP 15/16 DEEP</p> <p>.874</p> <p>.873</p> <p align="right">26980(R)</p>	
<p>FIG. 12</p> <p>1 27/32</p> <p>1 1/2</p> <p>1 1/2</p> <p># 7 KEYWAY</p> <p>1/2-20 NF 2</p> <p>.625</p> <p>.624</p> <p align="right">26989(R)</p>	<p>FIG. 13</p> <p>5 27/32</p> <p>1 23/32</p> <p>1 13/32</p> <p>4 7/16</p> <p>5/8-18 NF 2 THREAD R.H.</p> <p>3/16 KEYWAY</p> <p align="right">26998(R)</p>	<p>FIG. 14</p> <p>3 5/32</p> <p>1 23/32</p> <p>1 7/16</p> <p>3/16 KEYWAY</p> <p>3/8-24 NF 2 TAP 15/16 DEEP</p> <p align="right">260002(R)</p>
<p>FIG. 15</p> <p>2 17/32</p> <p>1 23/32</p> <p>1 13/16</p> <p>2 5/32</p> <p># 505 KEYWAY</p> <p>3/8-24 NF 2 TAP 15/16 DEEP</p> <p align="right">260003(R)</p>	<p>FIG. 16</p> <p>4 1/2</p> <p>1 23/32</p> <p>2 25/32</p> <p>3/16 KEYWAY</p> <p>3/8-24 NF 2 TAP 15/16 DEEP</p> <p align="right">260004(R)</p>	<p>FIG. 17</p> <p>3 25/32</p> <p>1 23/32</p> <p>2 1/16</p> <p>1 13/32</p> <p># 505 KEYWAY</p> <p>3/8-24 NF 2 TAP 15/16 DEEP</p> <p align="right">260005(R)</p>

**BRIGGS & STRATTON ENGINE CRANKSHAFT LIST
MODELS—6B-6BS-6BH-6BHS (Continued)**

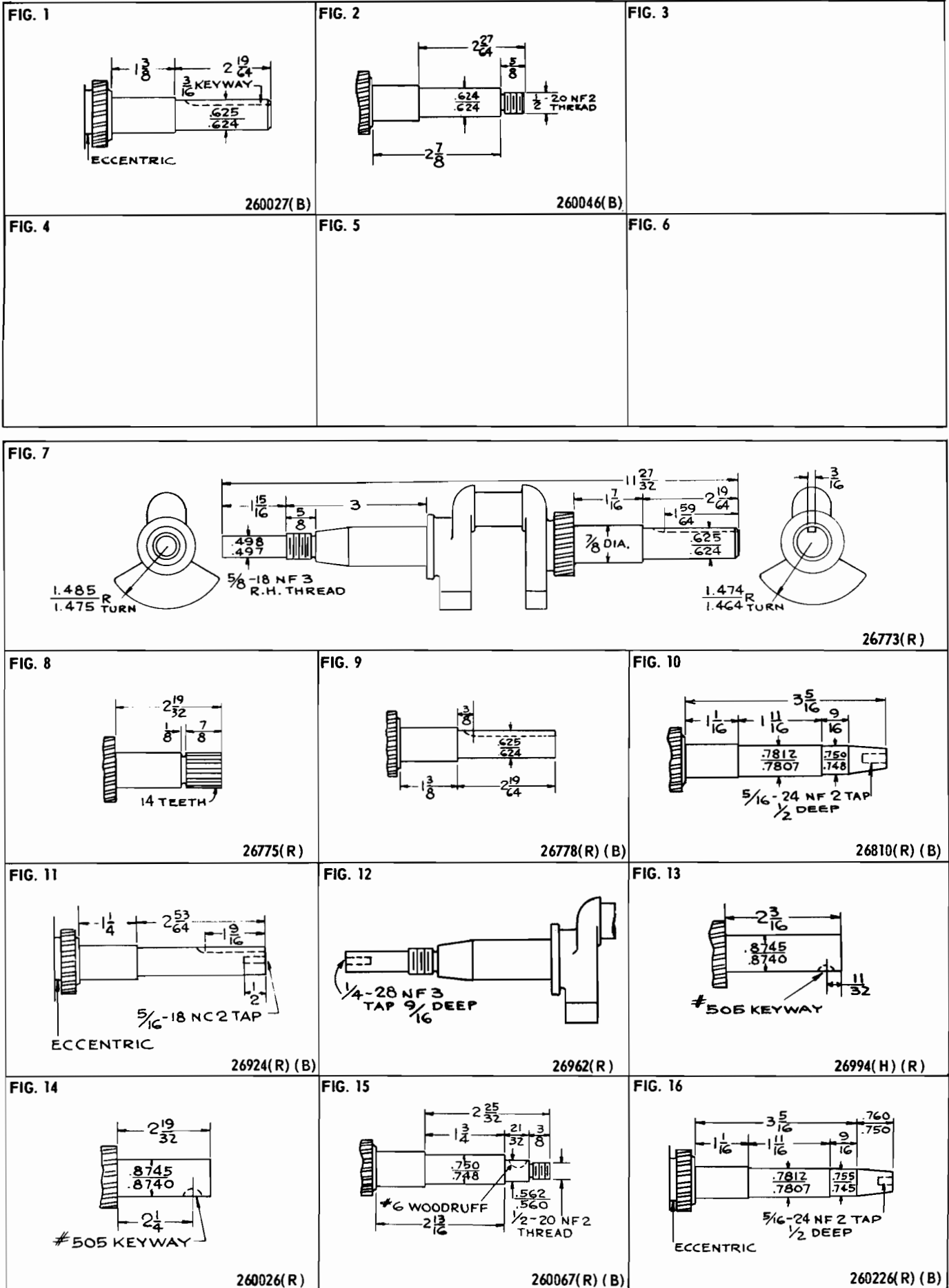


BRIGGS & STRATTON ENGINE CRANKSHAFT IDENTIFICATION LIST

MODELS—8-8AH-8AHF-8H-8HF

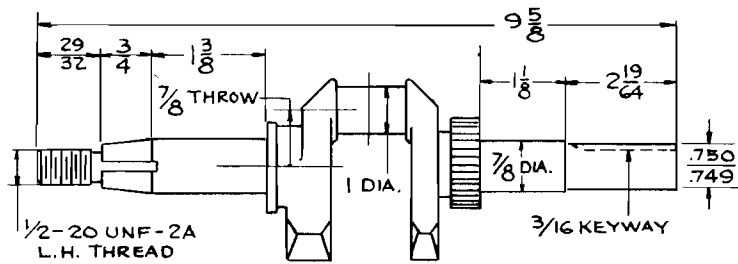


BRIGGS & STRATTON ENGINE CRANKSHAFT IDENTIFICATION LIST
MODELS - 8-8AH-8AHF-8H-8HF (Continued)



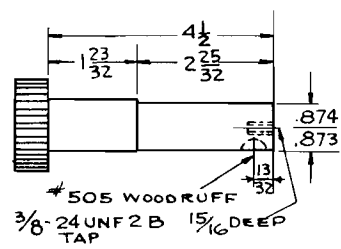
MODELS—8B-8BH-8BHA

FIG. 1



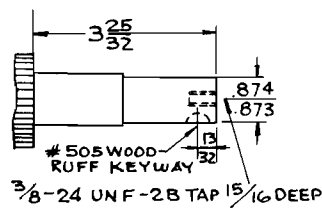
260104

FIG. 2



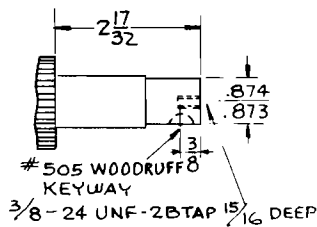
260091(H)

FIG. 3



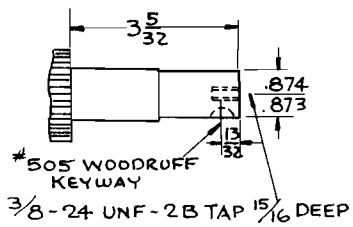
260092(H)

FIG. 4



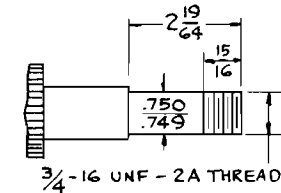
260093(H)

FIG. 5



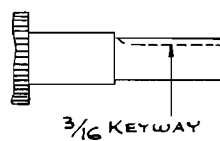
260094(H)

FIG. 6



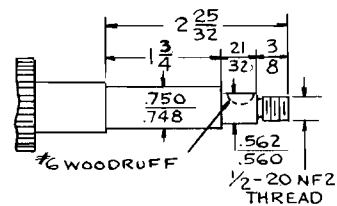
260106(B)

FIG. 7



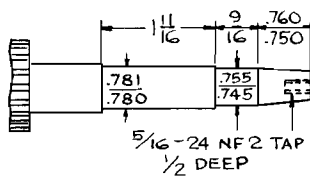
260107(B)

FIG. 8



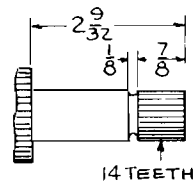
260108(B)

FIG. 9



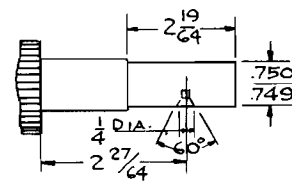
260109(B)

FIG. 10



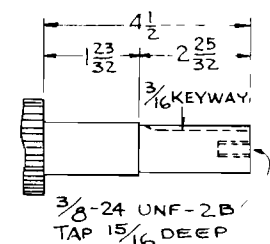
260114

FIG. 11



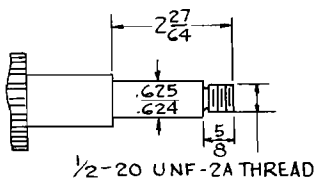
260221

FIG. 12



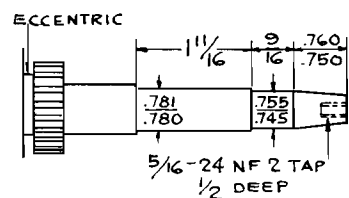
260234(H)

FIG. 13



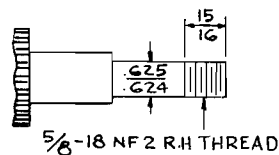
260253(B)

FIG. 14



260263(B)

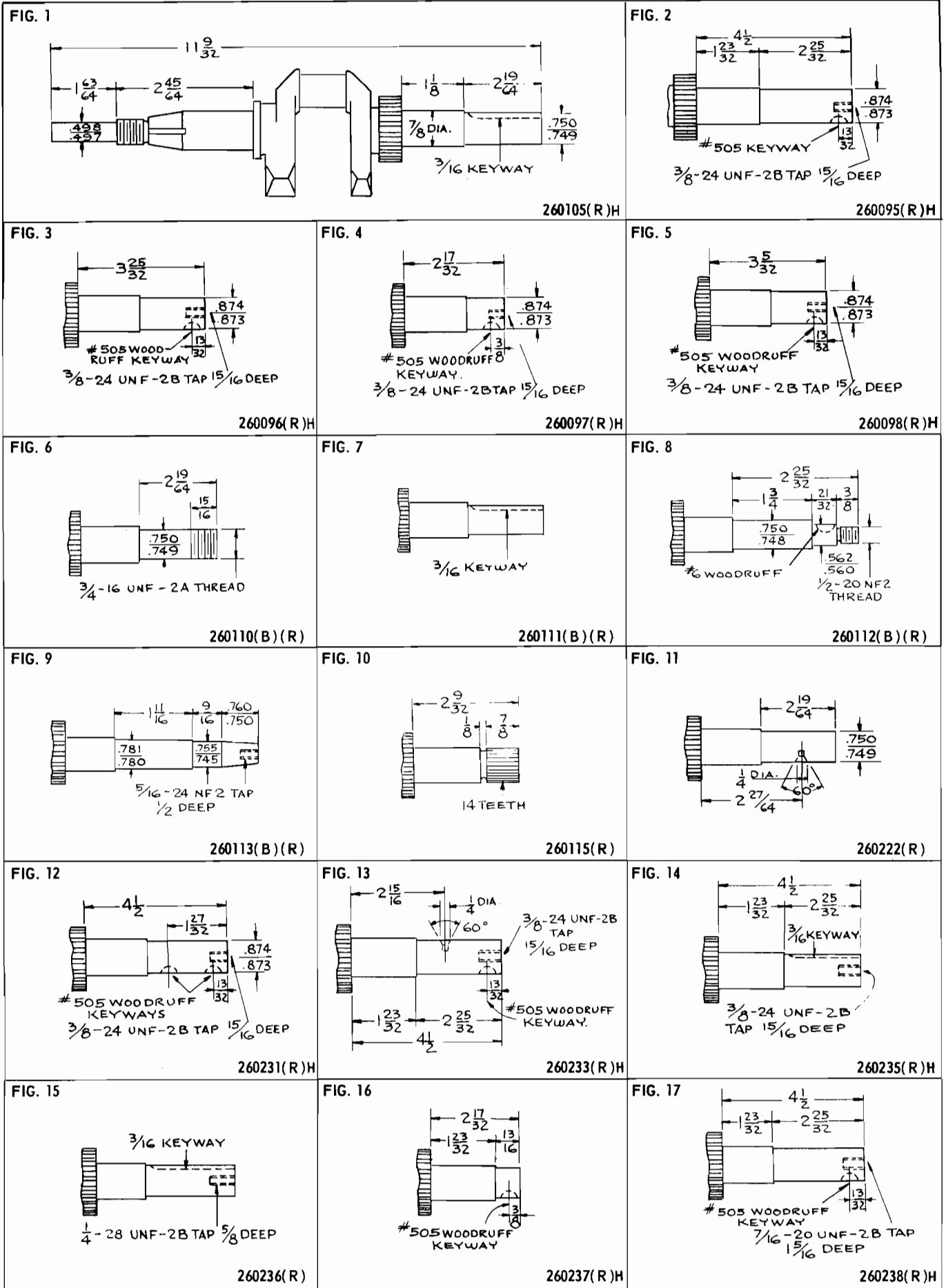
FIG. 15



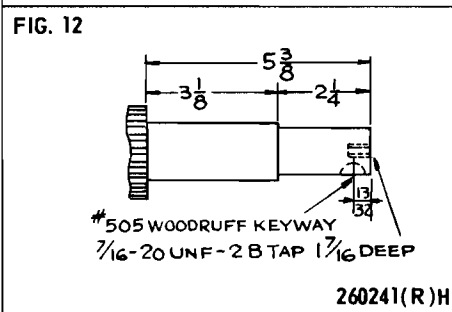
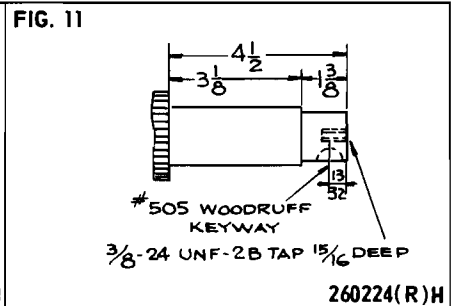
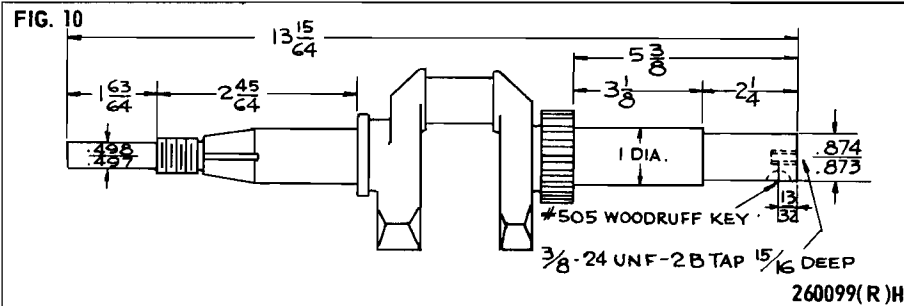
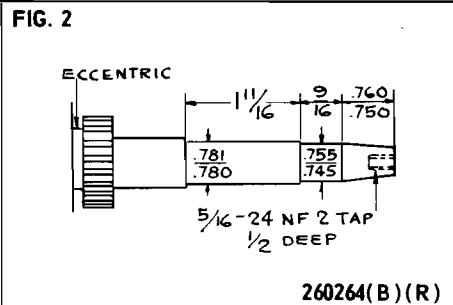
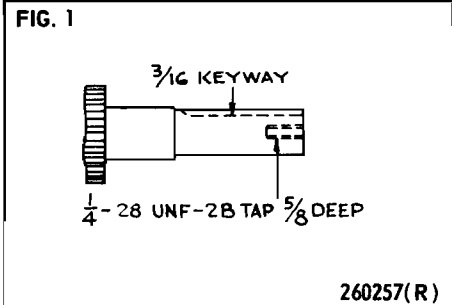
260268(B)

BRIGGS & STRATTON ENGINE CRANKSHAFT IDENTIFICATION LIST

MODELS—8B-8BH-8BHA (Continued)

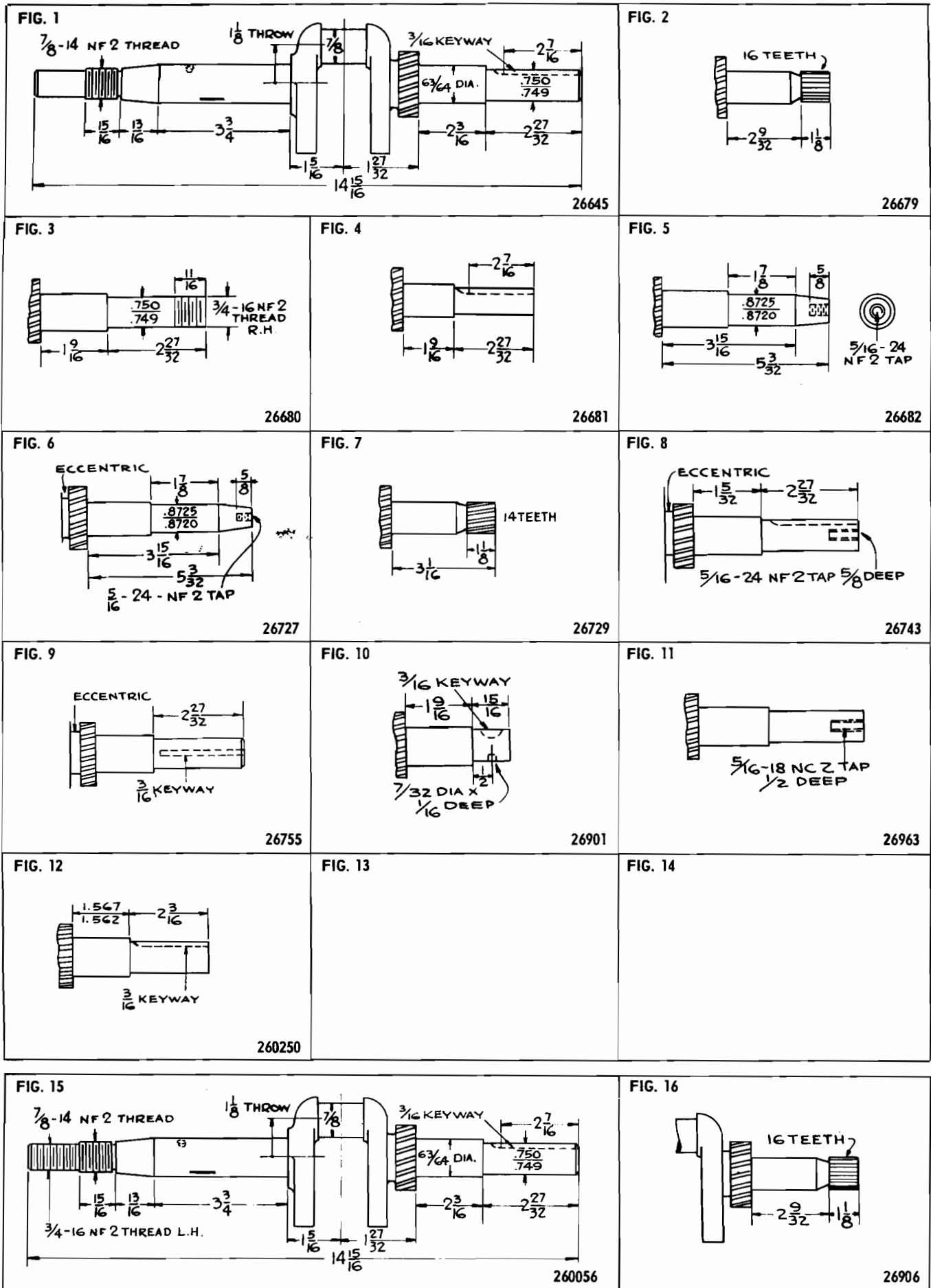


BRIGGS & STRATTON ENGINE CRANKSHAFT IDENTIFICATION LIST
MODELS—8B-8BH-8BHA (Continued)



BRIGGS & STRATTON ENGINE CRANKSHAFT IDENTIFICATION LIST

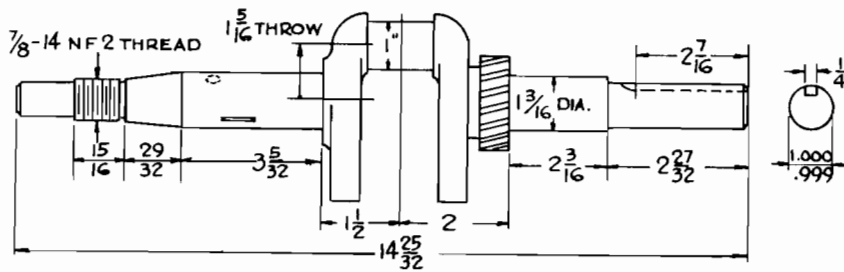
MODEL - 9



BRIGGS & STRATTON ENGINE CRANKSHAFT IDENTIFICATION LIST

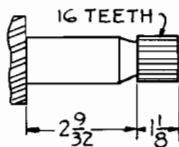
MODEL - 14

FIG. 1



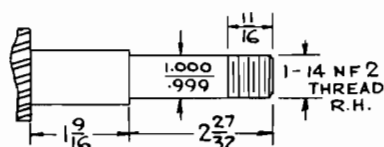
26599

FIG. 2



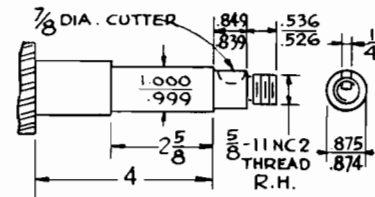
26652

FIG. 3



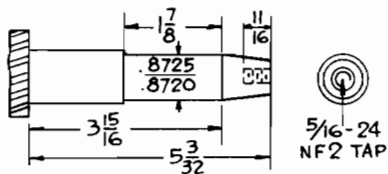
26661

FIG. 4



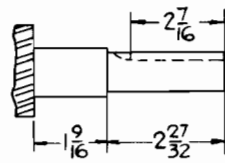
26663

FIG. 5



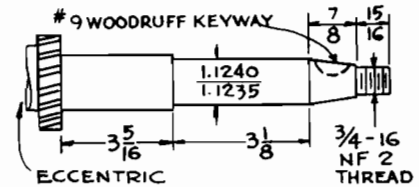
26664

FIG. 6



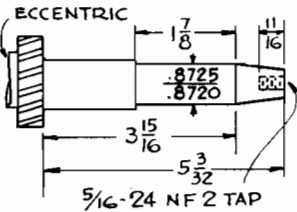
26667

FIG. 7



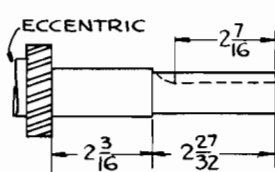
26685

FIG. 8



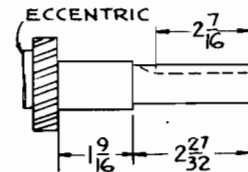
26707

FIG. 9



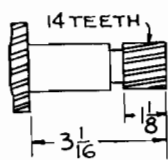
26708

FIG. 10



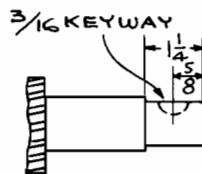
26709

FIG. 11



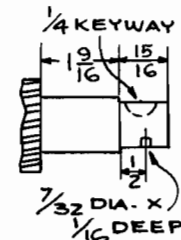
26711

FIG. 12



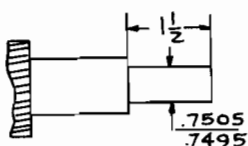
26848

FIG. 13



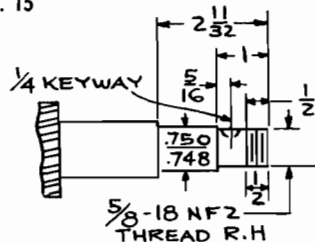
26900

FIG. 14



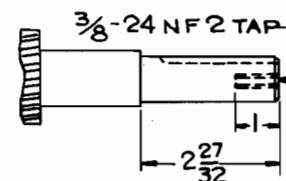
26927

FIG. 15



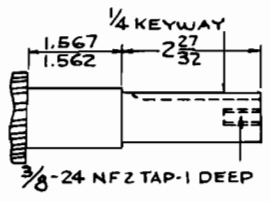
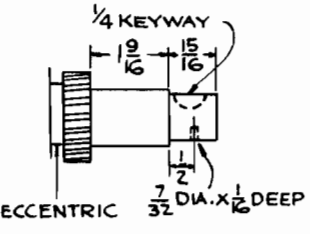
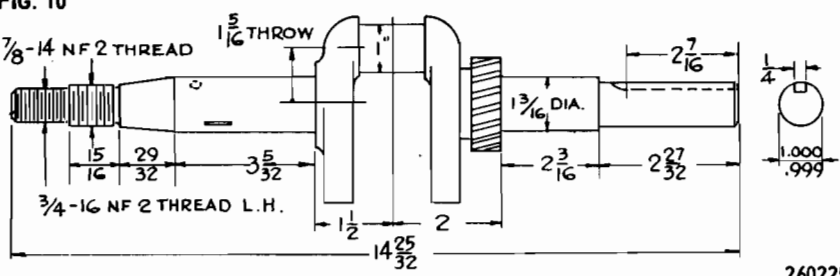
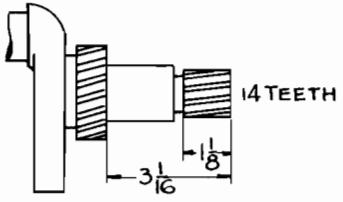
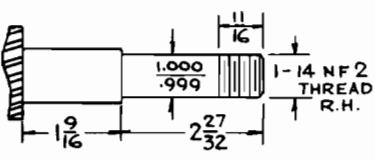
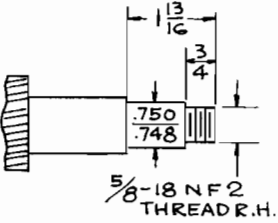
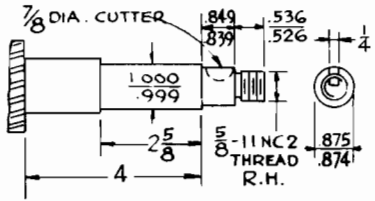
26949

FIG. 16



260074

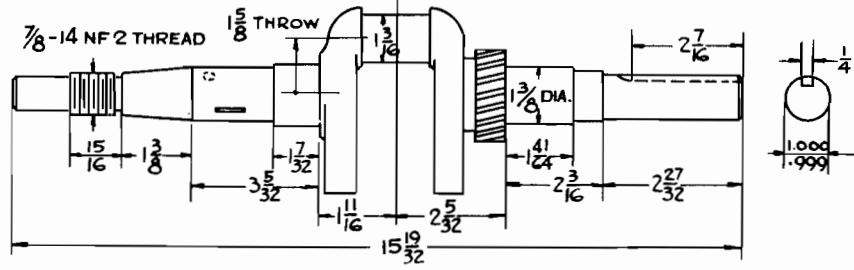
MODEL - 14 (Continued)

<p>FIG. 1</p>  <p>1.567 1.562 1/4 KEYWAY 2 27/32 3/8-24 NF 2 TAP-1 DEEP</p> <p>260082</p>	<p>FIG. 2</p>  <p>1/4 KEYWAY 1 9/16 15/16 ECCENTRIC 7/32 DIA. X 1/16 DEEP</p> <p>260227</p>	<p>FIG. 3</p>
<p>FIG. 4</p>	<p>FIG. 5</p>	<p>FIG. 6</p>
<p>FIG. 7</p>	<p>FIG. 8</p>	<p>FIG. 9</p>
<p>FIG. 10</p>  <p>7/8-14 NF 2 THREAD 1 5/16 THROW 15/16 29/32 3 5/32 3/4-16 NF 2 THREAD L.H. 1 1/2 2 1 3/16 DIA. 2 3/16 2 27/32 14 25/32 1/4 1.000 .999</p> <p>260225</p>	<p>FIG. 11</p>  <p>14 TEETH 3 1/16 1 1/8</p> <p>26730</p>	
<p>FIG. 12</p>  <p>1 9/16 1.000 .999 1-14 NF 2 THREAD R.H. 2 27/32 11/16</p> <p>26849</p>	<p>FIG. 13</p>  <p>1 13/16 3/4 .750 .748 5/8-18 NF 2 THREAD R.H.</p> <p>26880</p>	<p>FIG. 14</p>  <p>7/8 DIA. CUTTER 1.000 .999 2 5/8 4 5/8-11 NC 2 THREAD R.H. 849 839 536 526 1/4 875 874</p> <p>26885</p>

BRIGGS & STRATTON ENGINE CRANKSHAFT IDENTIFICATION LIST

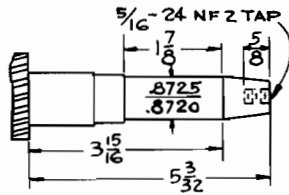
MODEL - 23

FIG. 1



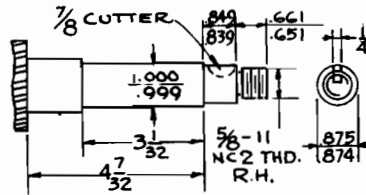
26662

FIG. 2



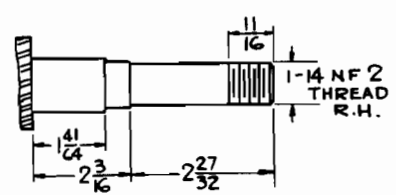
26700

FIG. 3



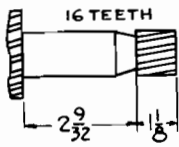
26701

FIG. 4



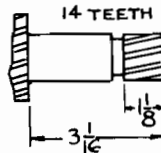
26720

FIG. 5



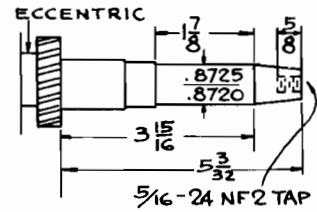
26724

FIG. 6



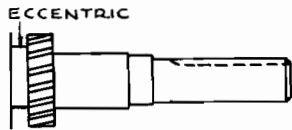
26731

FIG. 7



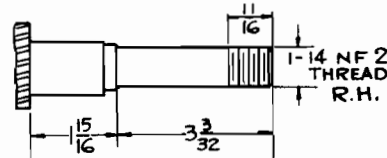
26734

FIG. 8



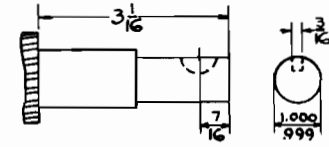
26737

FIG. 9



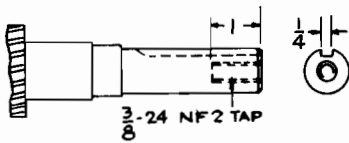
26741

FIG. 10



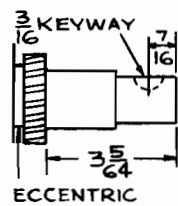
26742

FIG. 11



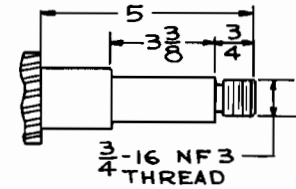
26750

FIG. 12



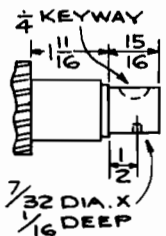
26854

FIG. 13



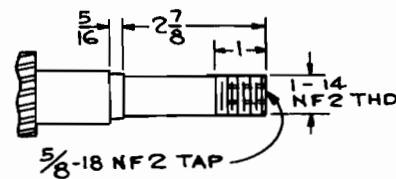
26857

FIG. 14



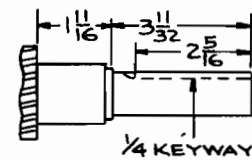
26899

FIG. 15



26948

FIG. 16



26950

**BRIGGS & STRATTON ENGINE CRANKSHAFT IDENTIFICATION LIST
MODEL - 23 (Continued)**

<p>FIG. 1</p> <p align="right">260055</p>	<p>FIG. 2</p> <p align="right">260088</p>	<p>FIG. 3</p>
<p>FIG. 4</p>	<p>FIG. 5</p>	
<p>FIG. 7</p> <p align="right">260059</p>	<p>FIG. 8</p> <p align="right">26915</p>	
<p>FIG. 9</p> <p align="right">26926</p>	<p>FIG. 10</p> <p align="right">26966</p>	