

**"WM"**

**Parts List**  
**(ILLUSTRATED)**

**MODEL**  
**"WM"**

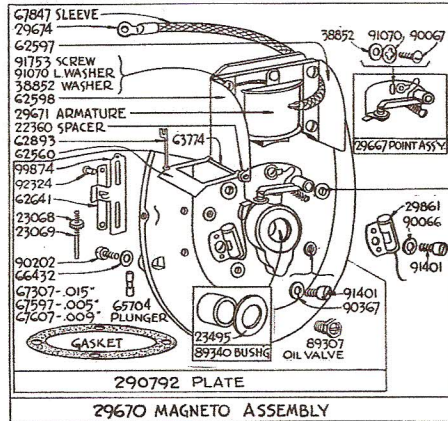
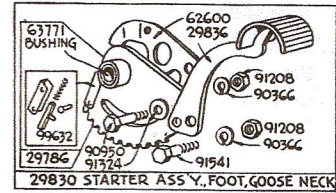
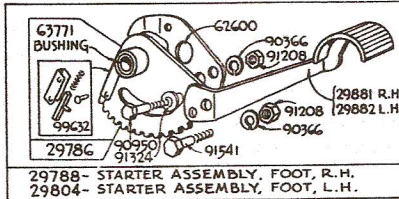
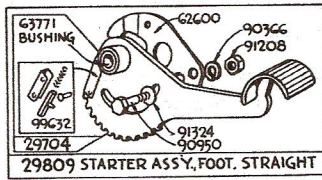
•  
**NOTICE**

**FILE IN SECTION 2 OF YOUR ENGINE  
SERVICE MANUAL.**

**REMOVE AND DESTROY PRESENT  
MODEL "WM" PARTS LIST (Form MS-1741)  
FROM SECTION 2 OF MANUAL.**



Plate No. 18



STARTER MOUNTING PARTS

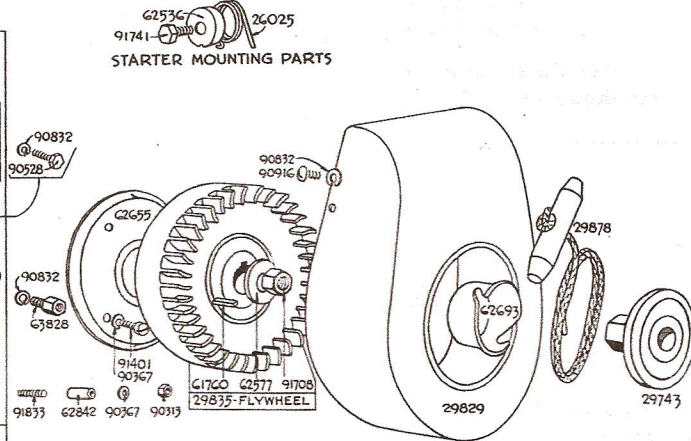
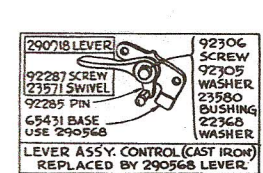
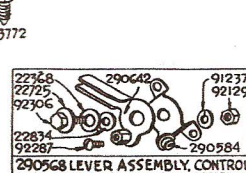
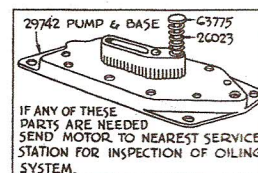
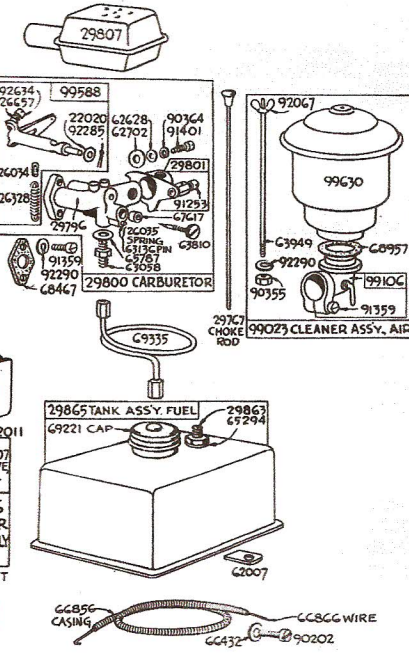
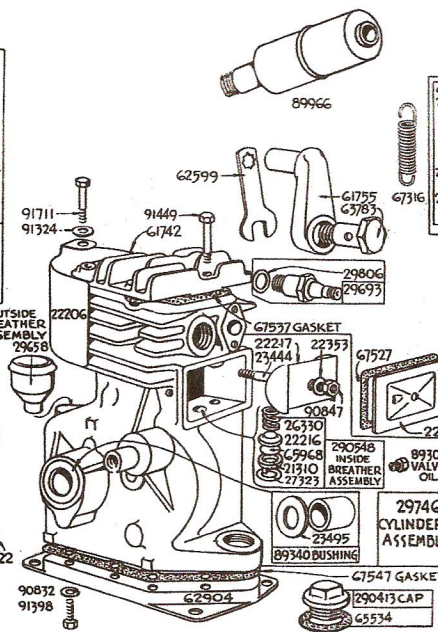
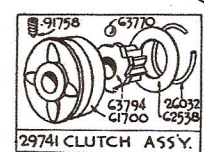
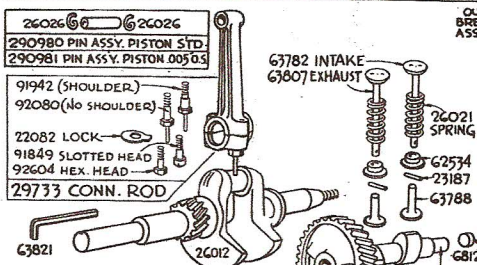
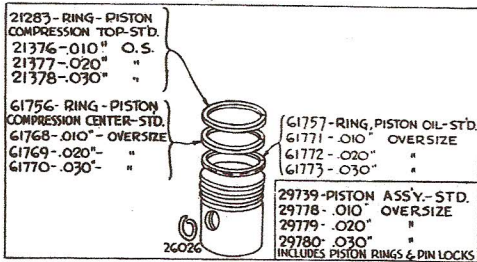


PLATE-1085-47

Plate No. 19



IF ANY OF THESE PARTS ARE NEEDED SEND MOTOR TO NEAREST SERVICE STATION FOR INSPECTION OF OILING SYSTEM.

PLATE 1084-47

Assemblies include all parts shown in brackets.



## TO FIND THE CORRECT NUMBER OF THE PART YOU NEED

1. Make a note of your motor TYPE NUMBER (Not the Serial Number) that appears on the metal nameplate attached to motor blower housing.
2. Refer to pages illustrating parts and locate the Master Part Number by comparing your old part with the illustrations. Assemblies include all part numbers bracketed in illustration. All parts shown in assembly brackets on which part numbers are given can be purchased separately.
3. After the Master Part Number has been identified, refer to the following Parts List where these Master Part Numbers are listed in numerical order.  
**The Master Part is used on all types of motors except those types listed under "Note."**
4. If a "Note" appears below the Master Part Number, this means that this part is made different from the Master Part for certain types and if your type is listed under "Note," order the part referred to.
5. If two or more parts are bracketed ( ) under "Note," they are used to replace the Master Part on the type numbers shown.
6. If your Motor Type Number does not appear after any part number listed under "Note," order the Master Part Number.
7. When ordering parts—or writing for service information — always specify the MODEL LETTER — TYPE NUMBER — and SERIAL NUMBER of your motor.

## Model "WM" Parts List

MASTER PART NUMBER	NAME	SHIPPING WEIGHT Lbs. Oz.	MASTER PART NUMBER	NAME	SHIPPING WEIGHT Lbs. Oz.
21283	Ring—Piston, Compression, Top-Standard.....	1	27323	Gasket—Breather Body.....	1
21310	Body—Breather .....	1	29658	Breather Assembly.....	4
	Used on engines with inside breather.		29667	Point Assembly—Contact.....	2
21376	Ring—Piston, Compression, Top-.010" O.S.....	1	29670	Magneto Assembly.....	3
21377	Ring—Piston, Compression, Top-.020" O.S.....	1		Note: No 29935 Magneto Assembly.....	6
21378	Ring—Piston, Compression, Top-.030" O.S.....	1		Used on type Nos. 20089, 20266, 60972.	
22011	Cover—Valve .....	6		Includes: No. 65915 Wire—Ground.....	1
22020	Washer—Throttle Shaft Retainer.....	1		No. 29984 Magneto Assembly.....	6
22082	Lock—Connecting Rod Screw.....	1		Used on type No. 60908.	
22206	Shield—Cylinder .....	6		Includes: No. 66155 Wire—Ground.....	1
22216	Cover—Breather .....	1	29671	Armature—Magneto .....	2
	Used on engines with inside breather.		29674	Cable—Ignition .....	2
22217	Shield—Oil Spray.....	1	29693	Plug—Spark (with Gasket).....	3
	Used on engines with inside breather.		29704	Pedal—Starter .....	1
	Note: No. 62703 Shield—Oil Spray.....	1	29733	Rod Assembly—Connecting.....	8
	Used on engines with outside breather.		29739	Piston Assembly—Standard.....	8
22353	Washer—Valve Cover.....	1	29741	Clutch and Pulley—Starter.....	1
22360	Spacer—Governor Blade.....	1		Note: No. 29853 Clutch and Pulley—Starter....	1
22368	Washer—Control Lever.....	1		Used on type Nos. 20261, 20262, 20263,	
22725	Washer—Control Lever.....	1		20275, 20277, 20280, 20376, 20404, 60900,	
22834	Washer—Spacer .....	1		60924, 60939.	
23068	Nut—Speed Adjusting.....	1		No. 29885 Clutch and Pulley—Starter.....	1
23069	Screw—Speed Adjusting.....	1		Used on type Nos. 20251, 20252, 60909,	
23187	Pin—Valve Spring Retainer.....	1		60935.	
23444	Stud—Valve Cover.....	1		No. 99349 Clutch and Pulley—Starter.....	1
	Used on engines with inside breather.			Used on type Nos. 20015, 20042, 20095,	
	Note: No. 91707 Screw—Valve Cover.....	1		20097, 20368, 20371, 20388, 20413, 20422,	
	Used on engines with outside breather.			20436, 20494, 20840, 20959, 20975, 60908,	
23495	Ring—Oil Retainer.....	1		60929, 60938, 60982, 60988.	
23571	Swivel—Control Lever.....	1	29743	Pulley—Drive, V-Belt—2-3/8" Dia.....	8
23580	Bushing—Control Lever.....	1		Note: No. 29913 Pulley—Drive, V-Belt—1-15/16"	
26012	Crankshaft .....	3		Dia. ....	8
	Note: No. 26051 Crankshaft.....	3		Used on type Nos. 20097, 20266, 20276,	
	Used on type Nos. 60915, 60961.			60972.	
26021	Spring—Valve .....	1	29746	Cylinder .....	13
26025	Spring—Pedal Return.....	1		Note: No. 29847 Cylinder.....	13
26026	Lock—Piston Pin.....	1		Used on type Nos. 60915, 60961.	
26032	Spring—Clutch Retainer.....	1	29767	Rod—Choke—11 1/2" long.....	1
26034	Link—Governor .....	1		Note: For other lengths specify:	
26035	Spring—Stop Pin.....	1		No. 19005 Rod—Choke—9 1/2" long	
26328	Spring—Governor .....	1		No. 29869 Rod—Choke—11 7/8" long	
26330	Spring—Breather Retainer.....	1		No. 29876 Rod—Choke 15" long	
	Used on engines with inside breather.			No. 29909 Rod—Choke—9 1/4" long	
26657	Spring—Throttle Adjustment.....	1			



MASTER PART NUMBER	NAME	SHIPPING WEIGHT Lbs. Oz.
29778	Piston Assembly—.010" O.S.....	8
29779	Piston Assembly—.020" O.S.....	8
29780	Piston Assembly—.030" O.S.....	8
29786	Sector—Starter .....	14
29788	Starter Assembly—Foot (Right hand offset).....	3
29796	Body Assembly—Carburetor.....	5
	Note: No. 29875 Body Assembly—Carburetor... Used on type Nos. 60915, 60961.	5
29800	Carburetor Assembly.....	8
	Note: No. 29821 Carburetor Assembly..... (Without Choke Valve) Used on type Nos. 20009, 20015, 20027, 20042, 20095, 20097, 20099, 20368, 20376, 20388, 20404, 20413, 20414, 20419, 20422, 20436, 20448, 20494, 20959, 20974, 20975, 60872, 60887, 60888, 60908, 60937, 60938, 60939, 60971, 60974, 60980, 60982, 60988. No. 29828 Carburetor Assembly..... Used on type Nos. 60915, 60961.	8
29801	Valve Assembly—Choke.....	2
	Note: No. 61738 Valve—Choke..... Used on type Nos. 60915, 60961.	1
29804	Starter Assembly—Foot (Left hand offset).....	3
	Note: No. 29920 Starter Assembly—Foot (Left hand offset) Used on type No. 60938. No. 99101 Starter Assembly—Foot.....	3
	(L. H. Offset—Extension on Pedal Stop) Used on type No. 20152. No. 99247 Starter Assembly—Foot.....	3
	(L. H. Offset—Extension on Pedal Stop) Used on type No. 20286.	
29806	Gasket—Spark Plug.....	1
29807	Muffler .....	6
	Note: Exhaust tubing not included; furnished by equipment Manufacturer.	
29809	Starter Assembly—Foot (Straight).....	3
29829	Housing—Blower .....	2
29830	Starter Assembly—Foot (Gooseneck).....	3
	Note: No. 29880 Starter Assembly—Foot (Gooseneck) .....	3
	Used on type Nos. 20271, 60936. No. 99096 Starter Assembly—Foot (Gooseneck) .....	3
	Used on type Nos. 20275, 20277.	
29835	Flywheel—Magneto .....	6
29836	Pedal—Starter (Gooseneck).....	1
	Note: No. 29879 Pedal—Starter (Gooseneck)....	1
	Used on type Nos. 20271, 60936. No. 99082 Pedal—Starter (Gooseneck)....	1
	Used on type Nos. 20275, 20277.	
29861	Condenser .....	2
29863	Outlet Assembly—Fuel Tank.....	2
29865	Tank—Fuel .....	8
	Note: No. 29843 Tank—Fuel Used on type Nos. 20368, 60915 No. 29870 Tank—Fuel.....	1
	Used on type Nos. 20027, 20042, 20099, 20271, 20413, 20414, 20419, 20494, 20959, 60872, 60887, 60888, 60980, 60988. No. 29886 Tank—Fuel.....	1
	Used on type No. 60937.	
29878	Rope—Starter .....	4
29881	Pedal—Starter (Right hand offset).....	8
	Note: No. 29921 Pedal—Starter (Right Hand Offset) .....	1
	Used on type No. 60938	
29882	Pedal—Starter (Left hand offset).....	8
38852	Washer—Armature .....	1

MASTER PART NUMBER	NAME	SHIPPING WEIGHT Lbs. Oz.
61700	Housing—Starter Clutch.....	1
	Note: No. 61781 Housing—Starter Clutch.....	1
	Used on type Nos. 20261, 20262, 20263, 20275, 20277, 20280, 20376, 20404, 60900, 60924, 60939.	
	No. 61784 Housing—Starter Clutch.....	1
	Used on type Nos. 20251, 20252, 60909, 60935.	
	No. 61973 Housing—Starter Clutch (Cast Iron) .....	1
	Used on type Nos. 20015, 20042, 20095, 20097, 20368, 20371, 20388, 20413, 20422, 20436, 20441, 20457, 20494, 20840, 20959, 20975, 60872, 60896, 60908, 60929, 60935, 60971, 60982, 60988.	
61703	Gear—Cam .....	1
61742	Head—Cylinder .....	2
61755	Elbow—Exhaust .....	8
61756	Ring—Piston, Compression—Standard.....	1
61757	Ring—Piston, Oil—Standard.....	1
61760	Key—Flywheel .....	1
61768	Ring—Piston, Compression—.010" O.S.....	1
61789	Ring—Piston, Compression—.020" O.S.....	1
61770	Ring—Piston, Compression—.030" O.S.....	1
61771	Ring—Piston, Oil—.010" O.S.....	1
61772	Ring—Piston, Oil—.020" O.S.....	1
61773	Ring—Piston, Oil—.030" O.S.....	1
62007	Clamp—Fuel Tank.....	1
62534	Retainer—Valve Spring.....	1
62536	Cup—Starter Return Spring.....	1
62538	Washer—Clutch Retainer.....	1
62560	Blade—Governor .....	2
62577	Washer—Flywheel .....	1
62597	Guide—Air (right hand).....	1
62598	Guide—Air (left hand).....	1
62599	Wrench—Spark Plug.....	6
62600	Stop—Starter Pedal.....	6
	Note: No. 99102 Stop—Starter Pedal..... Used on type No. 20152. No. 99246 Stop—Starter Pedal..... Used on type No. 20286.	6
62628	Washer—Choke Retainer.....	1
62641	Plate—Speed Adjuster Retainer.....	1
	Note: Earlier model engines used No. 62575 Spring—Friction.....	1
62655	Cover—Magneto Point.....	8
	Note: No. 62835 Cover—Magneto Point..... Used on type Nos. 20027, 20042, 20099, 20413, 20414, 20419, 20494, 20959, 60872, 60887, 60888, 60937, 60938, 60974, 60980, 60988.	8
62693	Pulley—Rope Starter.....	12
62702	Washer—Choke Valve.....	1
62842	Spacer—Dust Cover.....	1
62893	Link—Throttle .....	1
62904	Plate—Base .....	1
	Note: Base plate with oil pump used on early model engines is replaced by No. 62904 which includes instructions for proper installation.	
63058	Connector—Fuel Pipe.....	1
	Note: No. 29864 Connector—Fuel Pipe..... Used on type Nos. 60915, 60961.	1
63136	Pin—Needle Valve Stop.....	1
63770	Ball—Clutch .....	1
63771	Bushing—Starter Pedal & Sector.....	1
63772	Plug—Oil Drain.....	1
63774	Rod—Governor Blade.....	1
63782	Valve—Intake .....	1
63783	Fitting—Exhaust Elbow.....	2
63785	Shaft—Cam .....	1

(See Next Page)



MASTER PART NUMBER		NAME	SHIPPING WEIGHT Lbs. Oz.	MASTER PART NUMBER		NAME	SHIPPING WEIGHT Lbs. Oz.
63788		Tappet—Valve	1	90916		Screw—Machine, Rd. Hd.— $\frac{1}{4}$ -20 x $\frac{1}{2}$ "	1
63794		Pinion—Starter	4	90950		Screw—Cap, Hex. Hd.—5/16-24 x $\frac{3}{4}$ "	1
63807		Valve—Exhaust	2	91070		Lockwasher—Shakeproof No. 1208	1
63810		Valve—Needle	1	91208		Nut—Hex.—5/16-24	1
		Note: No. 63844 Valve—Needle	1	91237		Lockwasher— $\frac{1}{4}$ x $\frac{3}{32}$ x $\frac{3}{64}$ "	1
		Used on type Nos. 60915, 60961.		91253		Screw—Machine, Fill. Hd.—6-32 x $\frac{5}{16}$ "	1
63921		Wrench— $\frac{5}{16}$ " Socket Head Screw	1	91324		Washer— $\frac{1}{4}$ " Standard	1
63828		Stud—Point Cover	1	91359		Screw—Machine, Fill. Hd. 10-32 x $\frac{3}{4}$ "	1
63949		Stud—Air Cleaner	1	91398		Screw—Cap, Hex. Hd.— $\frac{1}{4}$ x 28 x $\frac{1}{2}$ "	1
65294		Washer—Fuel Tank Outlet	1			No. 92298 Screw—Cap, Hex. Hd.—5/16-18 x $\frac{1}{2}$ "	
65534		Gasket—Filler Cap	1			No. 90681 Screw—Cap, Hex. Hd.—5/16-18 x $\frac{5}{8}$ "	1
65704		Plunger—Contact Point	1			No. 91397 Nut—Hex.—5/16"-18	1
65787		Gasket—Fuel Pipe Connector	1			Used to mount fuel tank on type Nos. 20368, 60915, 60961.	
65968		Disc—Breather	1				
		Used on engines with inside breather.		91401		Screw—Machine—Fill. Hd.—8-32 x $\frac{1}{4}$ "	1
66432		Washer—Speed Adjuster Retainer	1	91432		Screw—Machine—Fill. Hd.—10-32 x $\frac{7}{8}$ "	1
66856		Casing—Control Wire 47" long	8	91449		Screw—Cylinder Head (long)	1
		Note: If a longer casing is needed specify length in inches; if a shorter casing is needed order No. 66856 and cut to required length.		91541		Screw—Cap, Hex. Hd.—5/16-24 x $\frac{7}{8}$ "	1
66866		Wire—Control 50" long	2	91708		Nut—Flywheel	1
		Note: If a longer wire is needed specify length in inches; if a shorter wire is needed order No. 66866 and cut to required length.		91711		Screw—Cylinder Head (short)	1
						Note: No. 91387 Screw—Cylinder Head	1
						Used on type Nos. 60915, 60961.	
67307		Gasket—Magneto Plate—.015" thick	1	91741		Screw—Pedal Return Spring Cup	1
67316		Spring—Control Wire Return	1	91753		Screw—Machine, Fill. Hd.—8-32 x 1"	1
67527		Gasket—Valve Cover	1	91758		Screw—Set, Socket Hd.—5/16-24 x $\frac{1}{2}$ "	1
67537		Gasket—Cylinder Head	1	91833		Stud—Dust Cover	1
67547		Gasket—Engine Base	1	91849		Screw—Connecting Rod—(Slotted Head)	1
67597		Gasket—Magneto Plate—.005" thick	1			Note: If screw in connecting rod has hexagon head, order No. 92604.	
67607		Gasket—Magneto Plate—.009" thick	1	91942		Screw—Connecting Rod, Dipper	1
67617		Packing—Needle Valve	1			With shoulder under Hexagon Head	
67847		Sleeve—Ignition Cable	1			Note: If dipper screw has no shoulder under head, order No. 92080.	
68122		Plug—Cam Shaft	1	92067		Nut—Wing	1
68467		Gasket—Carburetor Mounting	1	92080		Screw—Connecting Rod Dipper	1
68957		Gasket—Air Cleaner Mounting	1	92129		Nut—Hex.— $\frac{1}{4}$ -28	1
69221		Cap—Fuel Tank	2	92285		Pin—Cotter—No. 18 x $\frac{1}{4}$ "	1
		Note: No. 29860 Cap—Fuel Tank	2	92287		Screw—Machine, Rd. Hd.—10-32 x $\frac{1}{4}$ "	1
		Used on type No. 60915.		92290		Lockwasher—No. 10 x $\frac{1}{16}$ x $\frac{3}{64}$ "	1
69335		Pipe—Fuel—19" long	2	92305		Washer—Control Lever (1/16" Thick)	1
		Note: For other lengths specify:		92306		Screw—Cap, Hex. Hd.— $\frac{1}{4}$ -28 x $\frac{5}{8}$ "	1
		No. 29243 Pipe—Fuel—10" long	2	92324		Rivet—Tubular—1/8 x $\frac{7}{32}$ "	1
		No. 29411 Pipe—Fuel—13" long	2	92604		Screw—Connecting Rod	1
		No. 29544 Pipe—Fuel—27" long	4			Note: If head of screw in the connecting rod is slotted, order No. 91849.	
		No. 29826 Pipe—Fuel—25 $\frac{1}{2}$ " long	4	92634		Screw—Machine, Rd. Hd.—5-40 x $\frac{5}{8}$ "	1
		No. 29858 Pipe—Fuel—21" long	4			Note: No. 91752 Screw—Machine, Fill. Hd.—5-40 x $\frac{5}{16}$ "	
		No. 29919 Pipe—Fuel—18" long	3			Used on type Nos. 60915, 60961.	
		No. 64409 Pipe—Fuel—23" long	4	99023		Cleaner Assembly—Air	1
		No. 64419 Pipe—Fuel—9 $\frac{1}{4}$ " long	2			Note: Replaces No. 29823 Air Cleaner.	
		No. 69358 Pipe—Fuel—30" long	4	99106		Elbow—Air Cleaner	2
		No. 69404 Pipe—Fuel—16" long	3	99588		Lever Assembly—Throttle	2
		No. 69502 Pipe—Fuel—9 $\frac{1}{2}$ " long	2	99630		Cleaner—Air	1
		No. 69827 Pipe—Fuel—10 $\frac{1}{2}$ " long	2	99632		Tooth Assembly—Spring	1
		No. 99095 Pipe—Fuel—20" long	4	99874		Adjuster—Speed	1
89307		Valve—Oil Return	1	290413		Cap—Oil Filler	4
89340		Bushing—Cylinder and Magneto	2	290548		Breather Assembly—Inside	2
		Includes: No. 23495 Ring—Oil Retainer		290568		Lever Assembly—Control	4
89966		Muffler Assembly	8	290584		Base—Control Lever	2
		Note: Exhaust tubing not included; furnished by equipment manufacturer.		290642		Lever—Control (Stamped Steel)	2
90067		Screw—Machine—Rd. Hd. 8-32 x $\frac{5}{16}$ "	1	290792		Plate—Magneto	3
90202		Screw—Machine—Fill. Hd. 10-32 x $\frac{1}{2}$ "	1			Note: No. 290869 Plate—Magneto	3
90313		Nut—Hex.—8-32	1			Used on type Nos. 20089, 20266, 60908, 60972.	
90355		Nut—Hex.—10-32	1	290918		Lever Assembly—Control	3
90364		Lockwasher—No. 8 x $\frac{3}{64}$ x $\frac{1}{32}$ "	1	290980		Pin Assembly—Piston—Standard	2
90366		Lockwasher—5/16 x $\frac{1}{8}$ x $\frac{1}{16}$ "	1	290981		Pin Assembly—Piston—.005" O.S.	2
90367		Lockwasher—No. 8 x $\frac{5}{64}$ x $\frac{1}{32}$ "	1				
90528		Screw—Magneto Mounting	1				
90832		Lockwasher— $\frac{1}{4}$ x $\frac{3}{32}$ x $\frac{5}{64}$ "	1				
90847		Nut—Hex.— $\frac{1}{4}$ -28	1				
		Used on engines with inside breather.					
		Note: No. 91707 Screw—Valve Cover	1				
		Used on engines with outside breather.					