

Illustrated Parts List

MODEL SERIES

"6-S"—"6-SFB"—"6-SR6"



HOW TO FIND THE CORRECT NUMBER OF THE PART YOU NEED

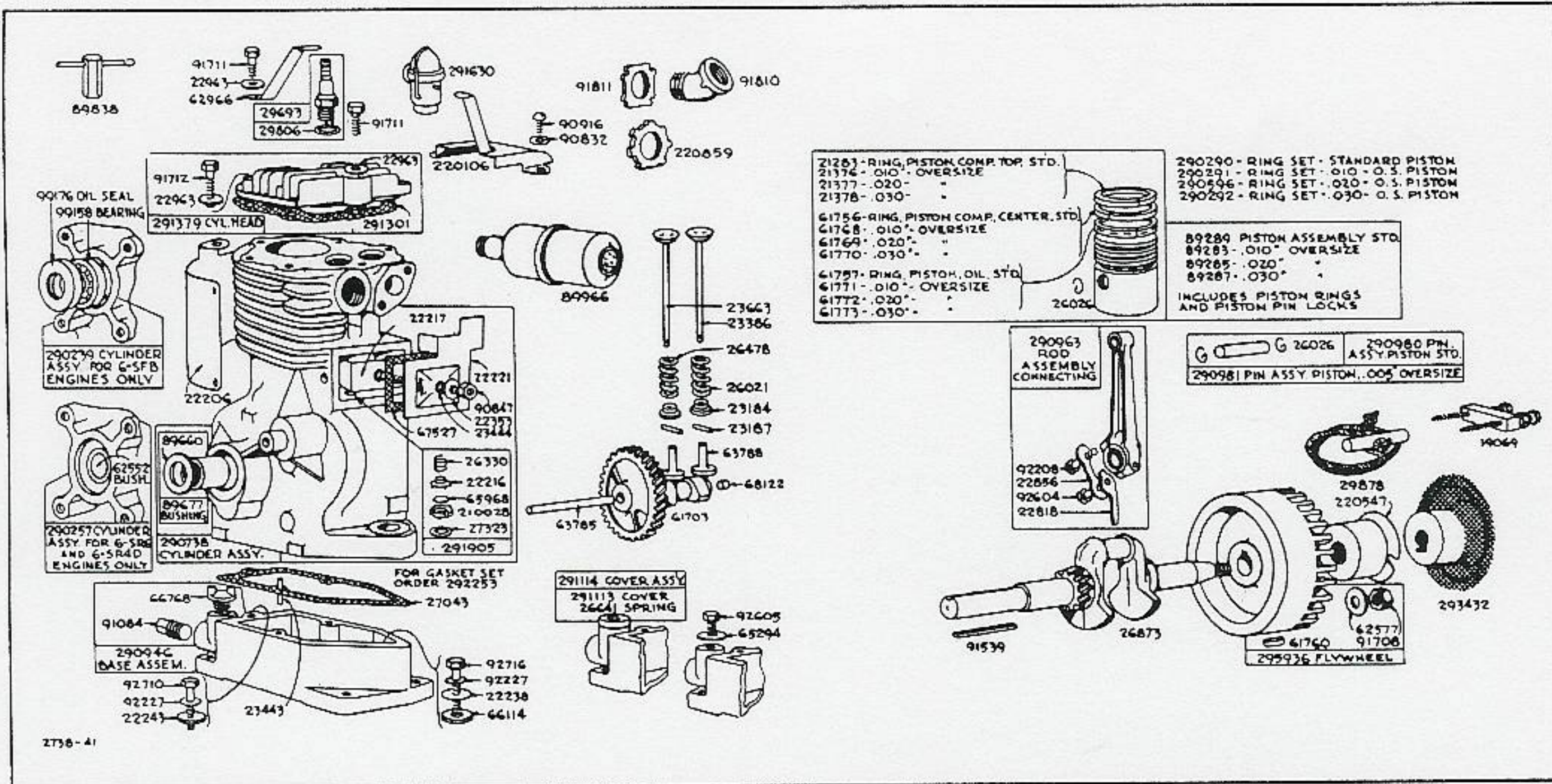
These instructions are to be followed when using a Parts List to determine the correct part for an engine.



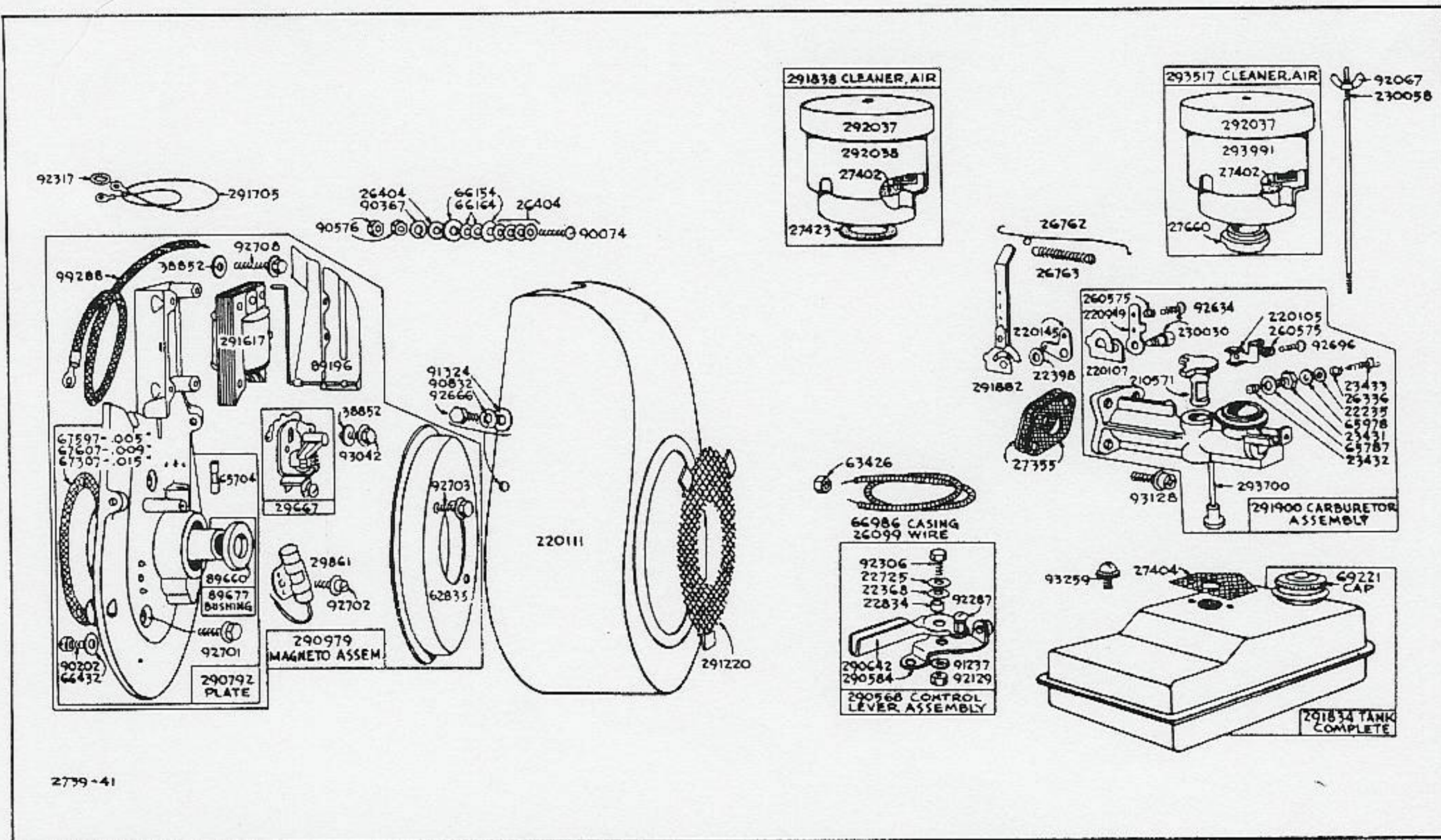
- A. Refer to Engine Model, Type and Serial Number that is stamped on the blower housing or name plate of engine. Then use the Illustrated Parts List covering this Model Series.
- B. Refer to Illustrated Parts section and compare the old part with illustration. The number on the illustration is the Reference Number. Assemblies include all parts shown in frames. All parts shown in assembly frames on which individual reference numbers are given can be purchased separately.
- C. After the Reference Number has been identified, refer to the Numerical Parts List, where Master Part Numbers are listed. THE MASTER PART IS USED ON ALL TYPE NUMBERS EXCEPT THOSE TYPE NUMBERS UNDER "NOTE".
- D. If a "Note" appears below the Master Part Number, this means that this part differs from the Master Part for certain types. If the Type Number is listed under "Note", order the part referred to.
- E. If the Engine Type Number does not appear after any part number listed under "Note", use the Master Part Number.

PRINTED IN U.S.A. AT B & S

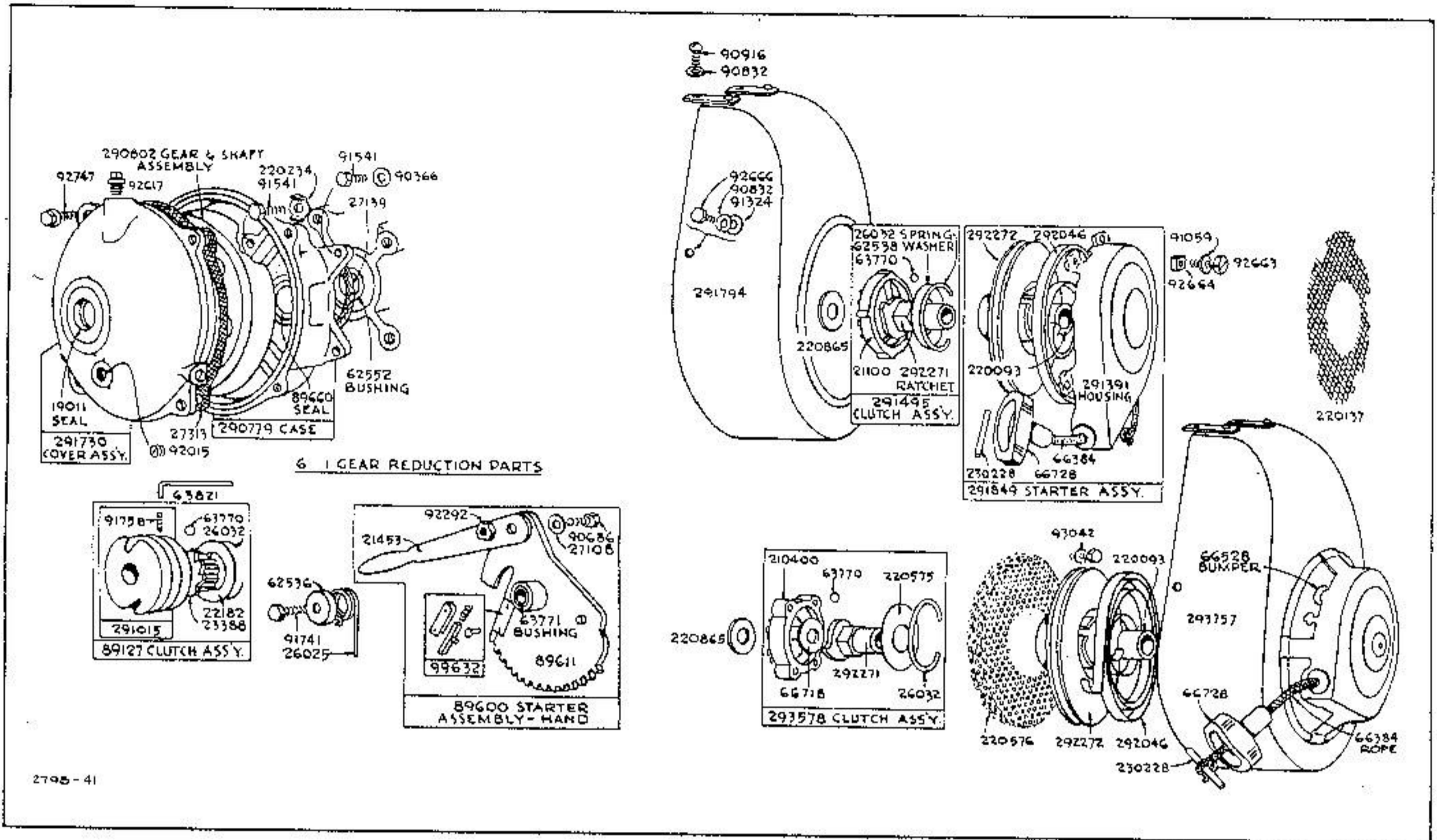




CYLINDER, BASE, PISTON, CONNECTING ROD, CRANKSHAFT AND FLYWHEEL PARTS
 Assemblies include all parts shown in frames.



FUEL SYSTEM, BLOWER CASE AND MAGNETO PARTS
 Assemblies include all parts shown in frames.



GEAR REDUCTION AND STARTER PARTS
Assemblies include all parts shown in frames.

PART NO.	DESCRIPTION	PART NO.	DESCRIPTION	PART NO.	DESCRIPTION
19011	Seal - Oil	22221	Cover - Valve	23388	Pinion - Starter
19069	Puller - Flywheel (Optional Accessory)	Note: 220706	Cover - Valve Used on type Nos. 701131, 701132, 701136, 701140, 701144, 701145, 701147, 701901.	23431	Nut - Needle Valve
21100	Housing - Starter Clutch		Uses: 66638 Tube - Breather	23432	Seat - Needle Valve
21283	Ring - Piston, Compression, Top - Standard	22235	Washer - Needle Valve	23433	Valve - Needle
21376	Ring - Piston, Compression, Top - .010" O.S.	22238	Washer - Cylinder Mounting	23443	Pin - Dowel
21377	Ring - Piston, Compression, Top - .020" O.S.	22243	Washer - Cylinder Mounting	23444	Stud - Valve Cover
21378	Ring - Piston, Compression, Top - .030" O.S.	*22353	Washer - Valve Cover	23663	Valve - Exhaust
21453	Lever - Hand Starter	22368	Washer - Control Lever	26021	Spring - Intake Valve
Note: 210094	Lever - Hand Starter Used on type No. 701302.	22398	Washer - Bell Crank	26025	Spring - Pedal Return
22182	Washer - Clutch Retainer	22725	Washer - Control Lever	26026	Lock - Piston Pin
22206	Shield - Cylinder	22818	Dipper - Connecting Rod	26032	Spring - Clutch Retainer
22216	Cover - Breather	22834	Washer - Spacer	26099	Wire - Control - 54" long Note: If a longer wire is needed, specify length in inches; if a shorter wire is needed order No. 26099 and cut to required length.
22217	Shield - Oil Spray	22856	Lock - Connecting Rod Screw	26330	Spring - Breather Retainer
		22963	Washer - Cylinder Head	26336	Spring - Needle Valve
		23184	Retainer - Valve Spring	26404	Washer - Terminal
		23187	Pin - Valve Spring Retainer	26478	Spring - Exhaust Valve
		23386	Valve - Intake		

* Included in Gasket Set - Part No. 292253.

PART NO.	DESCRIPTION	PART NO.	DESCRIPTION	PART NO.	DESCRIPTION
26641	Spring - Oil Hole Cover	260009	Crankshaft	63821	Wrench - Socket Set Screw
26762	Link - Governor		Used on type Nos. 701015,	65294	Washer - Filler Screw
26763	Spring - Governor		701031, 701101, 701121,	65704	Plunger - Breaker Point
26873	Crankshaft		701130.	65787	Gasket - Needle Valve Nut
Note:	26596 Crankshaft	*27043	Gasket - Engine Base	65968	Disk - Breather
	Used on type No. 701901.	27108	Washer - Starter Lever	65978	Packing - Needle Valve
	26632 Crankshaft	27139	Gasket - Gear Case Mounting	*66114	Washer - Cylinder Mounting
	Used on type No. 701504.	27313	Gasket - Gear Case Cover	66154	Washer - Terminal
	26690 Crankshaft	27323	Gasket - Breather Body	66164	Washer - Terminal
	Used on type No. 701821.	*27355	Gasket - Carburetor Mounting	66384	Rope - Starter (3/16" Dia.)
	26740 Crankshaft	27402	Gasket - Air Cleaner	Note:	66334 Rope - Starter
	Used on type No. 701046.		(Cup Shape)		(5/16" Dia.)
	26807 Crankshaft	*27404	Gasket - Fuel Tank Mounting		Used on earlier model engines.
	Used on type No. 701044.	27423	Gasket - Air Cleaner	66432	Washer - Casing Retainer
	26886 Crankshaft	27660	Gasket - Air Cleaner Mounting	66528	Bumper - Starter Pulley
	Used on type No. 701505.	Note:	27423 Gasket - Air Cleaner	66718	Washer - Starter Clutch Thrust
	26887 Crankshaft		Mounting.	66728	Grip - Starter Rope
	Used on type Nos. 701028,		Used on engines before Serial	66768	Plug - Oil Filler
	701041, 701054.		No. 959429.	66986	Casing - Control Wire -
	26890 Crankshaft	*292252	Gasket Set		48" long
	Used on type No. 701500.		Used on engines with plastic	Note:	If a longer casing is needed,
	26891 Crankshaft		bowl air cleaner.		specify length in inches; if a
	Used on type Nos. 701030,	29667	Breaker Assembly - Ignition		shorter casing is needed order
	701037, 701040, 701056,	29693	Plug - Spark - With Gasket		No. 66986 and cut to required
	701077, 701302.	29806	Gasket - Spark Plug		length.
	26897 Crankshaft	29861	Condenser	*67307	Gasket - Magneto Plate -
	Used on type No. 701065.	29878	Rope - Starter		.015" thick
	26942 Crankshaft	38852	Washer - Armature and Breaker	*67527	Gasket - Valve Cover
	Used on type No. 701072.		Mounting	*67597	Gasket - Magneto Plate -
	26951 Crankshaft	61703	Gear - Cam		.005" thick
	Used on type Nos. 701014,	61756	Ring - Piston, Compression,	*67607	Gasket - Magneto Plate -
	701020, 701027, 701034,		Center - Standard		.009" thick
	701036, 701052, 701055,	61757	Ring - Piston, Oil - Standard	68122	Plug - Cam Shaft
	701060, 701068, 701069,	61760	Key - Flywheel	69221	Cap - Fuel Tank
	701070, 701071, 701074,	61768	Ring - Piston, Compression,	89127	Clutch Assembly - Starter
	701078, 701081, 701084,		Center - .010" O.S.	89196	Blade Assembly - Governor
	701086, 701088, 701089,	61769	Ring - Piston, Compression,	89283	Piston Assembly - .010" O.S.
	701091, 701093, 701094,		Center - .020" O.S.	89285	Piston Assembly - .020" O.S.
	701095, 701096, 701097,	61770	Ring - Piston, Compression,	89287	Piston Assembly - .030" O.S.
	701098, 701099, 701100,		Center - .030" O.S.	89289	Piston Assembly - Standard
	701102, 701103, 701104,	61771	Ring - Piston, Oil - .010" O.S.	89600	Starter Assembly - Hand Lever
	701106, 701108, 701111,	61772	Ring - Piston, Oil - .020" O.S.	Note:	291497 Starter Assembly -
	701115, 701116, 701119,	61773	Ring - Piston, Oil - .030" O.S.		Hand Lever
	701129, 701131, 701133,	62536	Cup - Starter Return Spring		Used on type No. 701302.
	701134, 701135, 701138,	62538	Washer - Clutch Retainer	89611	Sector Assembly - Starter
	701139, 701142, 701145.	62552	Bushing - Cylinder	Note:	290331 Sector Assembly -
	26952 Crankshaft	62577	Washer - Flywheel		Starter
	Used on type Nos. 701022,	62835	Cover - Dust		Used on type No. 701302.
	701064, 701092, 701109.	62966	Switch - Stop		Uses: 23756 Pin - Starter
	26986 Crankshaft	63426	Locknut - Control Wire Casing		Lever
	Used on type Nos. 701083,	63770	Ball - Clutch	89660	Seal - Oil
	701114.	63771	Bushing - Starter	89677	Bushing - Cylinder or Magneto
		63785	Shaft - Cam		Includes: 89660 Seal - Oil
		63788	Tappet - Valve	89838	Wrench - Spark Plug

* Included in Gasket Set - Part No. 292253.

"6-S"

PART NO.	DESCRIPTION	PART NO.	DESCRIPTION	PART NO.	DESCRIPTION	
89966	Muffler Note: 292054 Muffler Used on type Nos. 701015, 701016, 701019, 701022, 701023, 701027, 701028, 701041, 701046, 701047, 701054, 701055, 701056, 701060, 701062, 701064, 701067, 701070, 701071, 701072, 701082, 701086, 701091, 701092, 701098, 701103, 701109, 701110, 701112, 701120, 701125, 701127, 701130, 701133, 701140, 701144, 701145, 701302.	91758	Screw - Set, Socket Hd. - $\frac{5}{16}$ -24 x $\frac{1}{2}$ "		Mounting - 1 $\frac{1}{4}$ " Long (Slotted Hd.) Used on engines before Serial No. 147955.	
	294441 Muffler Used on type No. 701139.	91810	Elbow - Exhaust (45° Street) Note: 91812 Elbow - Exhaust (90° Street) Used on type Nos. 701039, 701061, 701075, 701085, 701107, 701113, 701115.		92716	Screw - Cylinder Mounting (Washer Hd.) Note: 92236 Screw - Cylinder Mounting Used on engines before Serial No. 147955.
90074	Screw - Machine, Rd. Hd. - 8-32 x $\frac{3}{4}$ "	91811	Locknut - Muffler Elbow		92747	Screw - Gear Case Cover Mounting Sem
90202	Screw - Machine, Fill. Hd. - 10-32 x $\frac{1}{2}$ "	92015	Plug - Oil Drain (Gear Cover)		93042	Screw - Rotating Screen and Breaker Mounting Sem Note: 92317 Washer - Lock - Shakeproof No. 1208 Used on earlier model engines.
90366	Washer - Lock - $\frac{5}{16}$ x $\frac{1}{8}$ x $\frac{1}{16}$ "	92067	Nut - Wing		93128	Screw - Carburetor Mounting Sem
90367	Washer - Lock - No. 8 x $\frac{5}{64}$ x $\frac{1}{32}$ "	92129	Nut - Hex. - $\frac{1}{4}$ -28		93259	Screw - Tank Mounting Sem
90576	Nut - Hex. - 8-32	92208	Screw - Connecting Rod		99158	Bearing - Ball (Used on model 6-SFB engines only)
90686	Screw - Cap, Hex. Hd. - $\frac{3}{8}$ -24 x 1"	92227	Washer - Lock - Shakeproof No. 1320		99176	Seal - Oil (Used on model 6-SFB engines only)
90832	Washer - Lock - $\frac{1}{4}$ x $\frac{3}{32}$ x $\frac{5}{64}$ "	92287	Screw - Machine, Round Hd. - 10-32 x $\frac{1}{4}$ "		99288	Cable - Ignition Note: 292187 Cable - Ignition Used on type No. 701048.
90847	Nut - Hex. - $\frac{1}{4}$ -28	92292	Nut - Hex. - $\frac{3}{8}$ -24		99632	Tooth Assembly - Spring
90916	Screw - Machine, Round Hd. - $\frac{1}{4}$ -20 x $\frac{1}{2}$ "	92306	Screw - Cap, Hex. Hd. - $\frac{1}{4}$ -28 x $\frac{5}{8}$ "		210028	Body - Breather
91059	Washer - Lock - No. 12 x $\frac{1}{16}$ x $\frac{1}{16}$ "	92317	Washer - Lock - Shakeproof No. 1208		210400	Housing - Starter Clutch
91084	Plug - Pipe - $\frac{3}{8}$ "	92604	Screw - Connecting Rod		210571	Throttle - Carburetor Note: 210570 Throttle - Carburetor Used on type Nos. 701302, 701821.
91237	Washer - Lock - $\frac{1}{4}$ x $\frac{3}{32}$ x $\frac{3}{64}$ "	92605	Screw - Oil Filler		220093	Retainer - Spring
91324	Washer - $\frac{1}{4}$ " Standard	92617	Plug - Breather		220105	Connector - Governor Link
91539	Key - Crankshaft	92634	Screw - Machine, Rd. Hd. - 5-40 x $\frac{5}{8}$ "		220106	Cover - Cylinder Head
91541	Screw - Cap, Hex. Hd. - $\frac{5}{16}$ -24 x $\frac{7}{8}$ "	92663	Screw - Starter Mounting		220107	Cam - Speed Adjuster
91708	Nut - Flywheel	92664	Nut - Starter Mounting		220111	Housing - Blower Note: 22889 Housing - Blower Used on type No. 701026.
91711	Screw - Cylinder Head (1" long) Note: 63423 Spacer - Cylinder Head 92909 Screw - Cylinder Head (1 $\frac{1}{8}$ " long) Used on type Nos. 701032, 701036, 701102, 701128, 701129.	92666	Screw - Cap, Hex. Hd. - $\frac{1}{4}$ -20 x $\frac{1}{2}$ "		220137	Screen - Blower Housing (Used on engines with bolt-on rewind starter)
91712	Screw - Cylinder Head (1 $\frac{1}{4}$ " long)	92696	Screw - Machine, Rd. Hd. - 5-40 x $\frac{3}{4}$ "		220145	Crank - Bell
91741	Screw - Pedal Return Spring Cup	92701	Screw - Magneto Mounting Sem Note: 90832 Washer - Lock - $\frac{1}{4}$ x $\frac{3}{32}$ x $\frac{5}{64}$ " Used on earlier model engines.		220234	Lock - Gear Case Mounting Screw
		92702	Screw - Condenser Mounting Sem Note: 90367 Washer - Lock - No. 8 x $\frac{5}{64}$ x $\frac{1}{32}$ " Used on earlier model engines.		220547	Pulley - Rope Starter
		92703	Screw - Dust Cover Mounting Sem Note: 90367 Washer - Lock - No. 8 x $\frac{5}{64}$ x $\frac{1}{32}$ " Used on earlier model engines.		220575	Washer - Clutch Retainer
		92708	Screw - Armature Mounting Sem Note: 92317 Washer - Lock - Shakeproof No. 1208 Used on earlier model engines.		220576	Screen - Recoil Starter
		92710	Screw - Cylinder Mounting - 1 $\frac{1}{2}$ " Long (Washer Hd.) Note: 92235 Screw - Cylinder		220859	Locknut - Muffler
					220865	Washer - Spring (Used to lock starter clutch)
					220949	Lever - Speed Adjuster

PART NO.	DESCRIPTION	PART NO.	DESCRIPTION	PART NO.	DESCRIPTION
230030	Screw - Carburetor Cam and Lever		701050, 701072, 701075, 701076, 701085, 701105, 701106, 701107, 701123, 701137, 701141, 701142, 701143, 701144, 701145.	291834	Tank Assembly - Fuel
230058	Stud - Air Cleaner			291838	Cleaner Assembly - Air
230228	Pin - Starter Grip			291849	Starter Assembly - Rewind (bolt-on type)
260575	Spring - Speed and Throttle Adjustment Screw			291882	Control - Governor
290239	Cylinder Assembly (Used on model 6-SFB engines only)	290963	Rod Assembly - Connecting	291900	Carburetor Assembly
290257	Cylinder Assembly (Used on model 6-SR6 engines only)	290979	Magneto Assembly	Note: 291902	Carburetor Assembly Used on type Nos. 701017, 701038, 701048, 701066, 701067, 701072, 701085, 701143.
290290	Ring Set - Standard Piston	Note: 291199	Magneto Assembly Used on type Nos. 701051, 701078, 701117, 701138. Includes: 66155 Wire - Ground	291957	Carburetor Assembly Used on type Nos. 701022, 701023, 701033, 701041, 701050, 701054, 701064, 701071, 701092, 701103, 701109, 701111.
290291	Ring Set - .010" O.S. Piston	292130	Magneto Assembly Used on type Nos. 701045, 701084, 701097, 701125. Includes: 292042 Wire - Ground	292172	Carburetor Assembly Used on type No. 701302 before serial No. 887537.
290292	Ring Set - .030" O.S. Piston	292206	Magneto Assembly Used on type No. 701048.	292174	Carburetor Assembly Used on type No. 701821.
290568	Lever Assembly - Control	290980	Pin Assembly - Piston - Standard	291905	Breather Assembly
290584	Base - Control Lever	290981	Pin Assembly - Piston - .005" O.S.	292037	Cover and Filter - Air Cleaner
290596	Ring Set - .020" O.S. Piston	291015	Housing - Starter Clutch	292038	Bowl - Air Cleaner
290642	Lever - Control	Note: 61973	Pulley Used on type No. 701057.	292046	Spring - Starter
290738	Cylinder Assembly	291113	Cover - Oil Hole	292253	Gasket Set
Note: This group of cylinders including part No. 290738 used on Model 6-S engines only. (For Model 6-SFB engines see part No. 290239; for Model 6-SR6 engines see part No. 290257.)		291114	Cover Assembly - Oil Hole	292271	Ratchet - Rewind Starter
89465	Cylinder Assembly Used on type Nos. 701012, 701019, 701027, 701047, 701055, 701062, 701063, 701067, 701068, 701079, 701080, 701081, 701086, 701088, 701095, 701096, 701098, 701115, 701116, 701124, 701136.	291220	Screen - Blower Housing	292272	Pulley - Rewind Starter
292268	Cylinder Used on type Nos. 701054, 701064.	Note: 291430	Screen - Blower Housing (Full Screen) Used on type No. 701302.	293432	Starter Pulley with Screen
293058	Cylinder Assembly Used on type Nos. 701069, 701073, 701094.	*291301	Gasket - Cylinder Head	293517	Cleaner Assembly - Air
290779	Case Assembly - Gear	Note: *67537	Gasket - Cylinder Head (1/32" thick) Used with cylinder heads having seven fins.	Note: 291838	Cleaner Assembly - Air Used on engines before Serial No. 959429.
290792	Plate - Magneto	291379	Head Assembly - Cylinder	293578	Clutch Assembly - Rewind Starter
Note: 290869	Plate - Magneto Used on type Nos. 701051, 701078, 701117, 701138.	291391	Housing - Starter (Used only with bolt-on rewind starter)	293700	Pipe - Fuel
290802	Shaft Assembly - Drive	291495	Clutch Assembly - Starter (Used only with bolt-on rewind starter)	293757	Housing - Blower and Rewind Starter
Note: 291764	Shaft Assembly - Drive Used on type No. 701901.	291617	Armature - Magneto	Note: 293772	Housing - Blower and Rewind Starter Used on type No. 701099.
290946	Base Assembly - Engine	291630	Shield - Spark Plug	294081	Housing - Blower and Rewind Starter Used on type Nos. 701125, 701131.
Note: 290938	Base Assembly - Engine Used on type Nos. 701049,	291705	Wire - Ground - 53 1/2" Long	293991	Bowl - Air Cleaner
		291730	Cover Assembly - Gear Case	Note: 292038	Bowl - Air Cleaner Used on engines before Serial No. 959429.
		291794	Housing - Blower (Used on engines with bolt-on rewind starter)	295936	Flywheel - Magneto
		Note: 291706	Housing - Blower Used on type No. 701052.		

* Included in Gasket Set - Part No. 292253.